



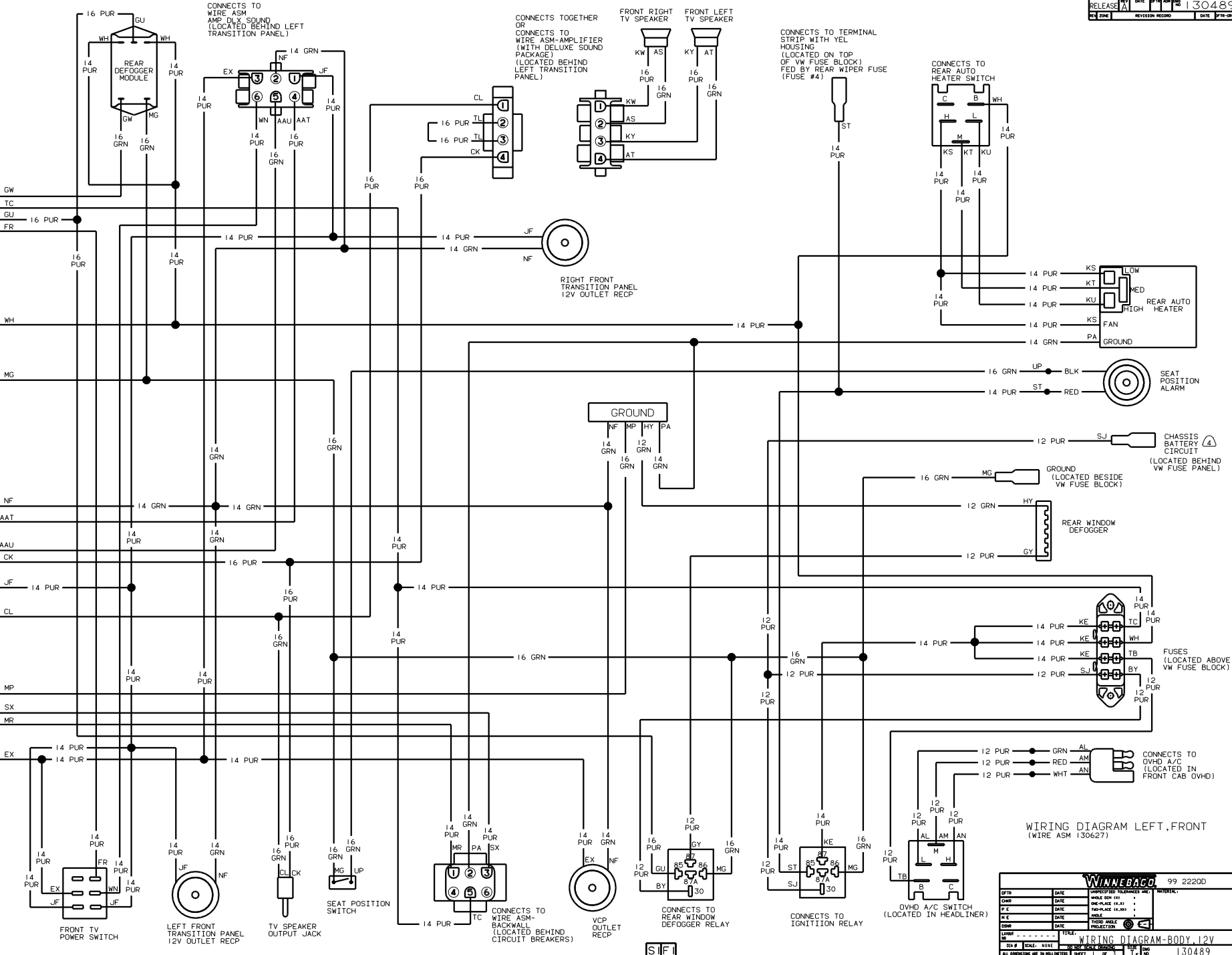
**DANGER**

**Danger of electrical shock, burns or death.** Always remove all power sources before attempting any repair, service or diagnostic work. Power can be present from shore power, generator, inverter or battery. All power sources must be disabled and secured before performing any service.

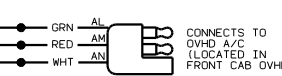
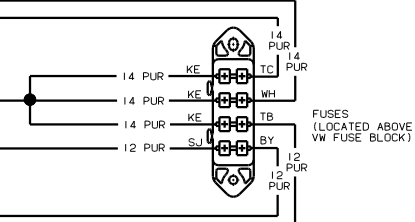
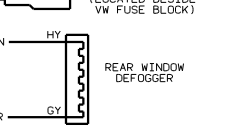
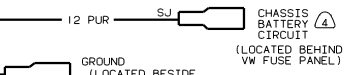
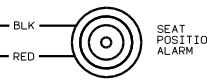
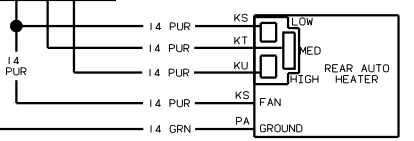


**CAUTION**

If you lack the skills, tools or equipment to perform diagnostic or repair work leave such work to an authorized Winnebago Industries dealer or other qualified shop.



RIGHT FRONT  
TRANSITION PANEL  
12V OUTLET RECP.

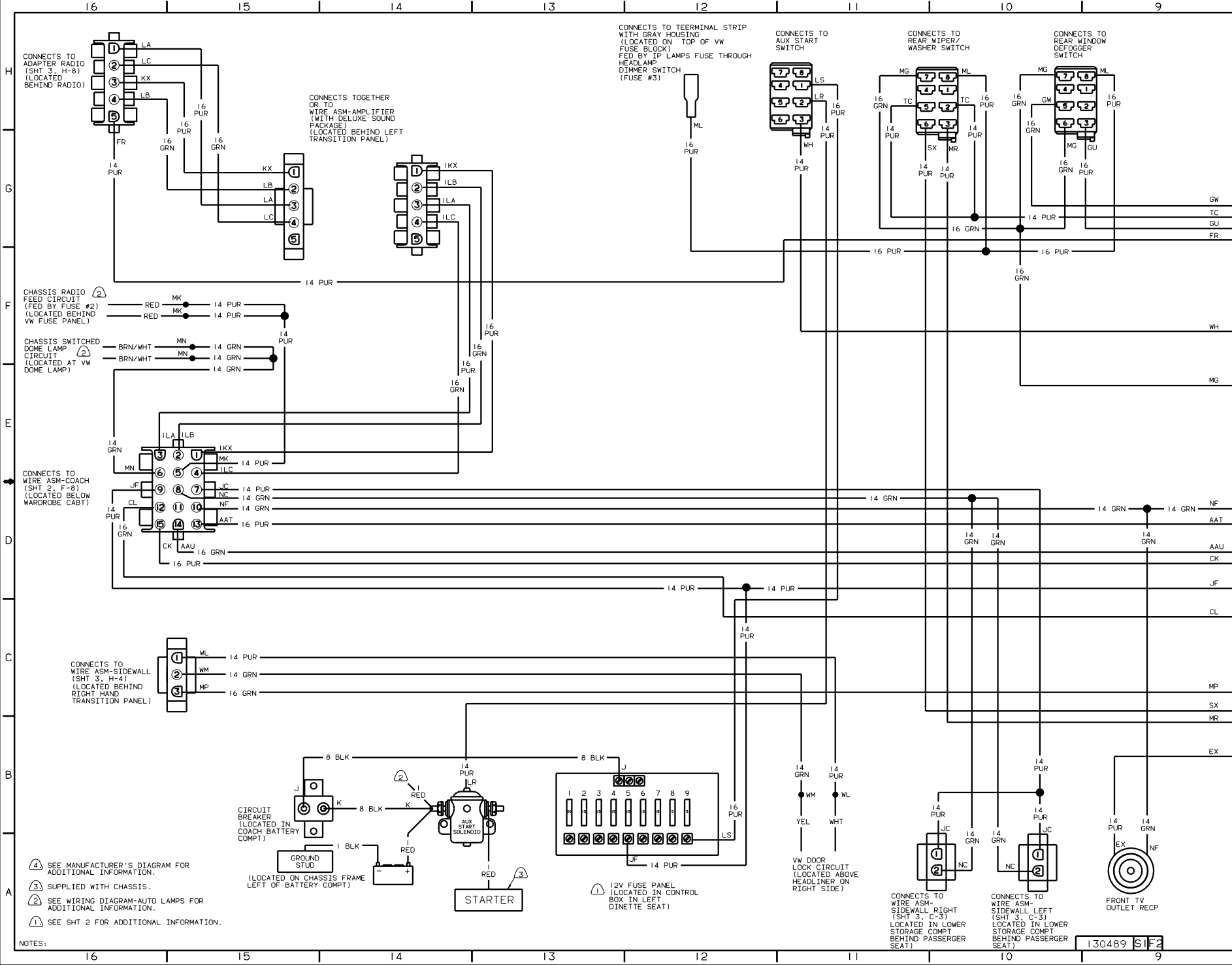


WIRING DIAGRAM LEFT, FRONT  
(WIRE ASM 130627)

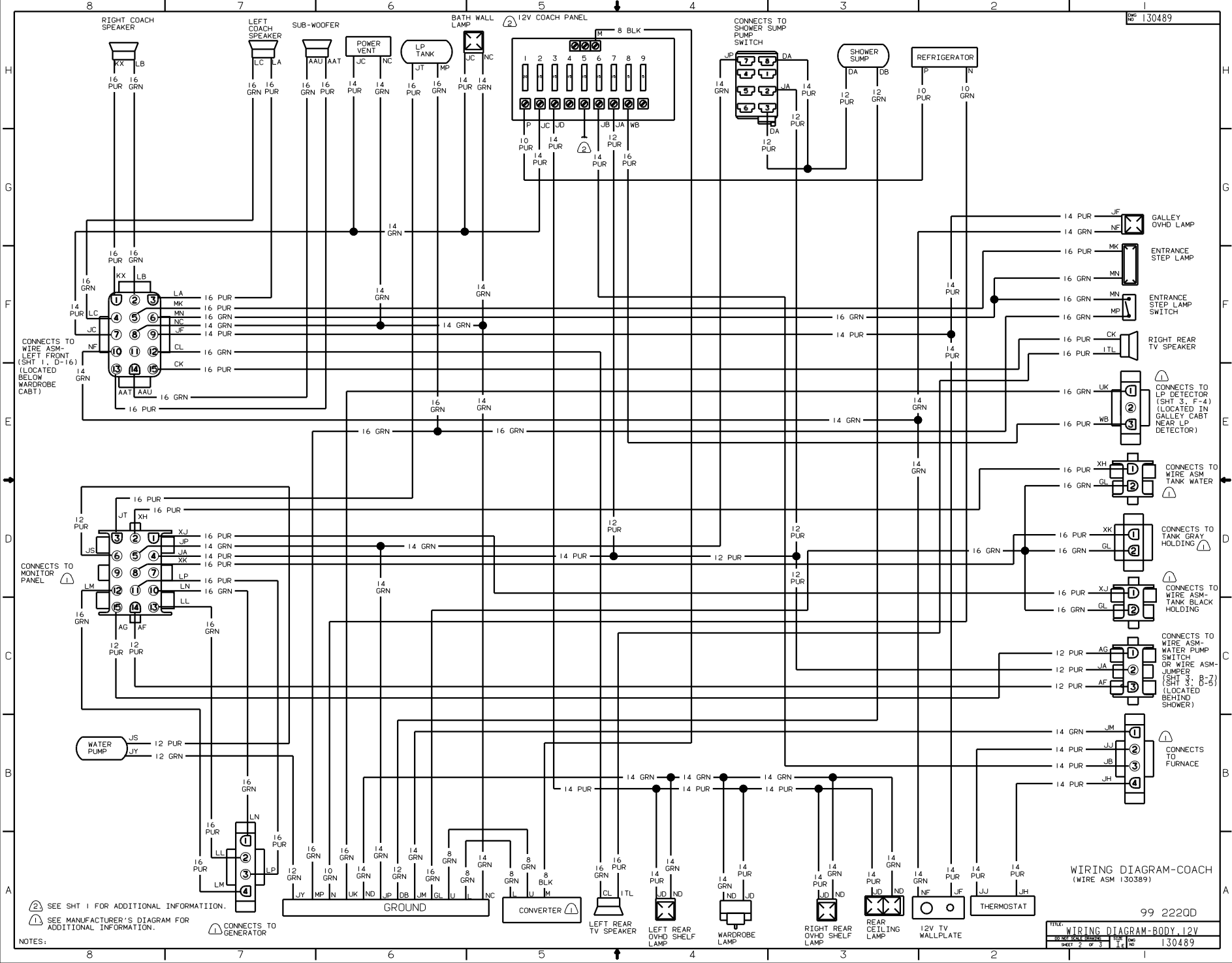
**WINNEBAGO** 99 2220D

DFTD	DATE	UNAPPROVED RELEASES ARE MATERIAL
OWN	DATE	W/AL 600 1413
P/E	DATE	760-PLATE 12,1413
R/E	DATE	760-PLATE 12,1413
DATE	DATE	760-PLATE 12,1413
OWN	DATE	760-PLATE 12,1413
OWN	DATE	760-PLATE 12,1413

Light Scale: 1:1  
SCALE: NONE  
DIV # \_\_\_\_\_ TITLE: WIRING DIAGRAM-BODY L12V  
DATE: \_\_\_\_\_ DATE: \_\_\_\_\_  
NO. OF SHEETS: \_\_\_\_\_ SHEET: \_\_\_\_\_ OF: \_\_\_\_\_ 130489



NOTES:  
 ④ SEE MANUFACTURER'S DIAGRAM FOR ADDITIONAL INFORMATION.  
 ③ SUPPLIED WITH CHASSIS.  
 ② SEE WIRING DIAGRAM-AUTO LAMPS FOR ADDITIONAL INFORMATION.  
 ① SEE SHT 2 FOR ADDITIONAL INFORMATION.

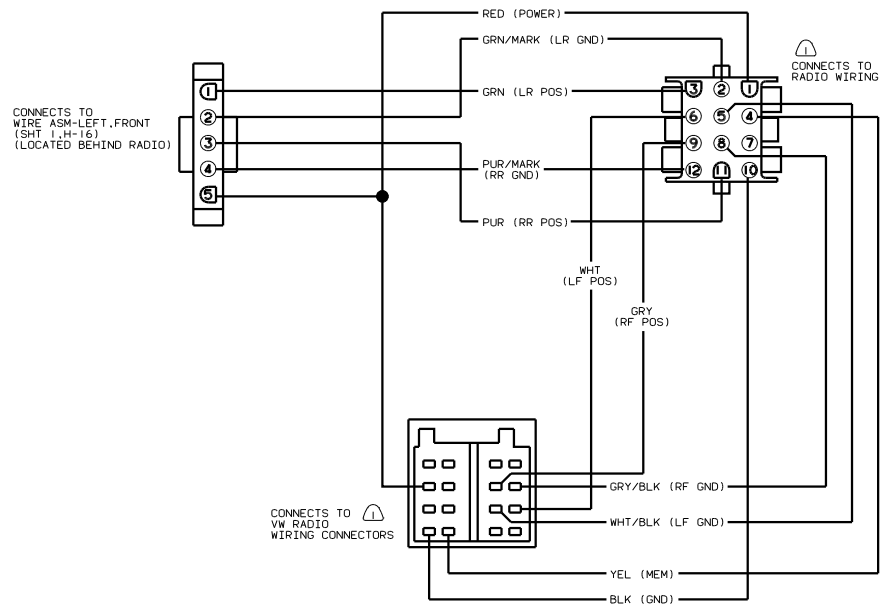


NOTES:  
 (2) SEE SHT 1 FOR ADDITIONAL INFORMATION.  
 (1) SEE MANUFACTURER'S DIAGRAM FOR ADDITIONAL INFORMATION.  
 (3) CONNECTS TO GENERATOR

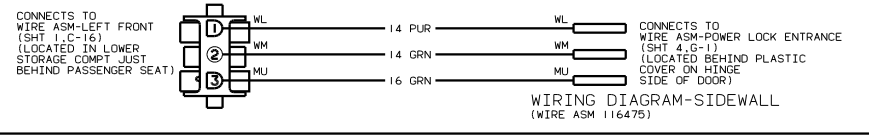
WIRING DIAGRAM-COACH  
 (WIRE ASM 130389)

99 2220D

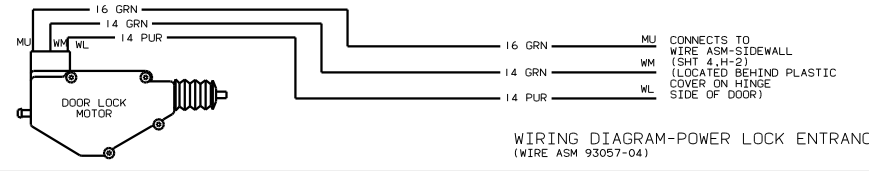
TITLE:	WIRING DIAGRAM-BODY 12V
NO. OF SHEETS:	3
SHEET NO.:	2 OF 3
DATE:	1.6
REV. NO.:	130489



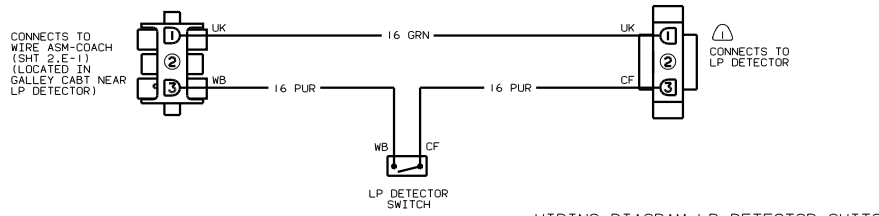
WIRING DIAGRAM-ADAPTER,RADIO (WIRE ASM 114365-02)



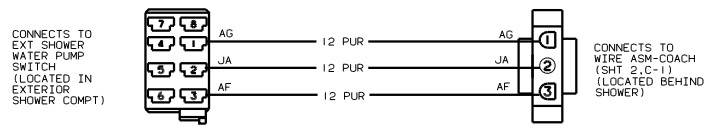
WIRING DIAGRAM-SIDEWALL (WIRE ASM 116475)



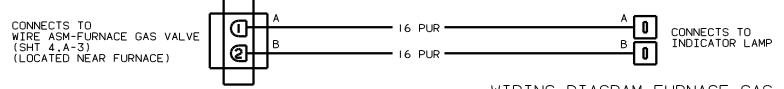
WIRING DIAGRAM-POWER LOCK ENTRANCE (WIRE ASM 93057-04)



WIRING DIAGRAM-LP DETECTOR SWITCH (JAPANESE UNITS ONLY) (WIRE ASM 115733)



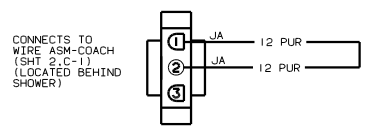
WIRING DIAGRAM WATER PUMP, SWITCH (WIRE ASM 103494-04) (WITH EXTERIOR SHOWER)



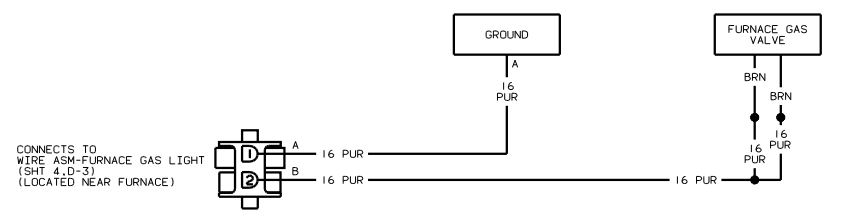
WIRING DIAGRAM-FURNACE GAS LIGHT (JAPANESE UNITS ONLY) (WIRE ASM 107574)



WIRING DIAGRAM-SIDEWALL (WIRE ASM 114745)



WIRING DIAGRAM-JUMPER (WIRE ASM 103493) (WITHOUT EXTERIOR SHOWER)



WIRING DIAGRAM-FURNACE GAS VALVE (JAPANESE UNITS ONLY) (WIRE ASM 107573)

1) SEE MANUFACTURER'S DIAGRAM FOR ADDITIONAL INFORMATION.