



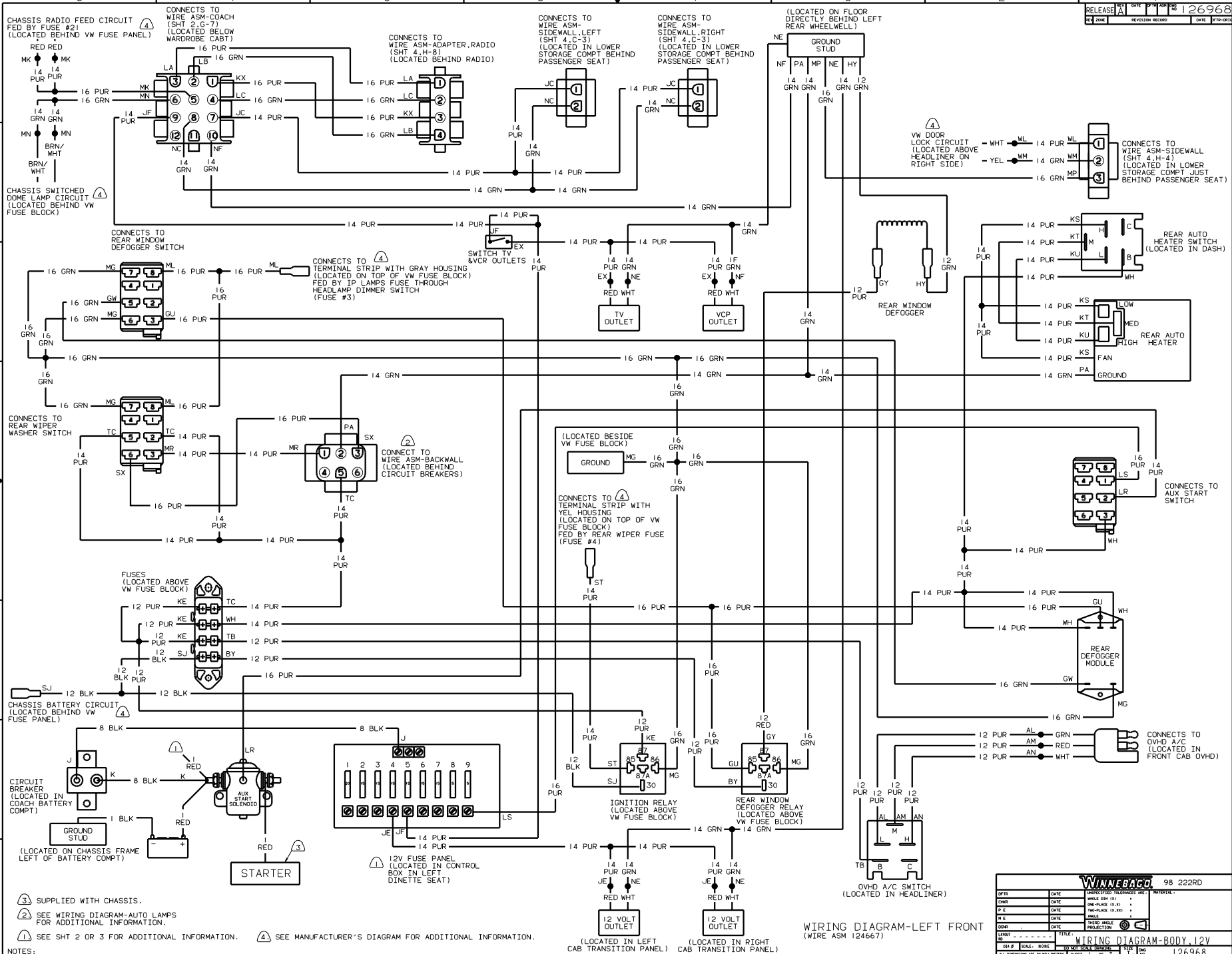
**DANGER**

**Danger of electrical shock, burns or death.** Always remove all power sources before attempting any repair, service or diagnostic work. Power can be present from shore power, generator, inverter or battery. All power sources must be disabled and secured before performing any service.



**CAUTION**

If you lack the skills, tools or equipment to perform diagnostic or repair work leave such work to an authorized Winnebago Industries dealer or other qualified shop.

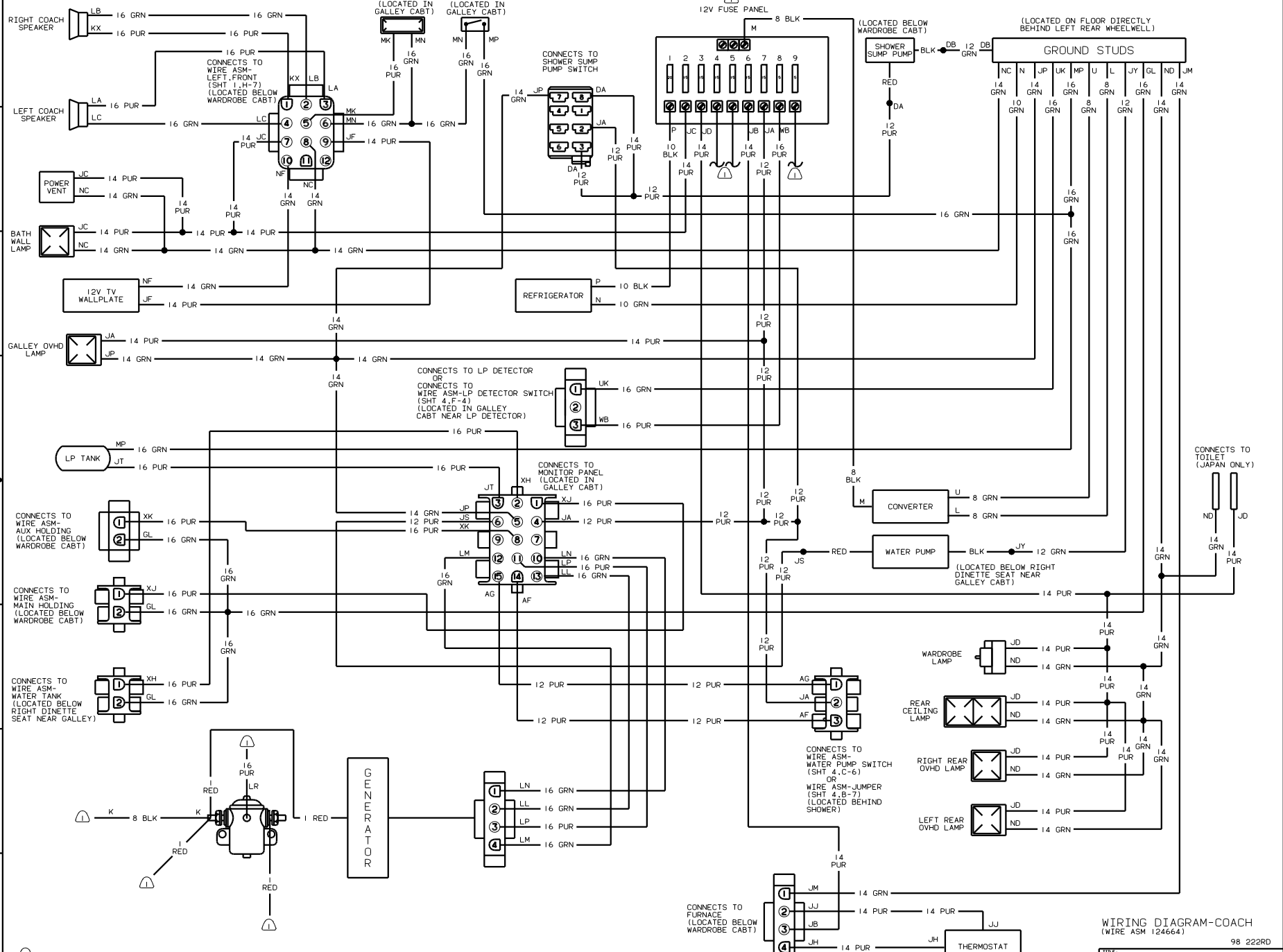


- ③ SUPPLIED WITH CHASSIS.
- ② SEE WIRING DIAGRAM-AUTO LAMPS FOR ADDITIONAL INFORMATION.
- ① SEE SHT 2 OR 3 FOR ADDITIONAL INFORMATION.
- ④ SEE MANUFACTURER'S DIAGRAM FOR ADDITIONAL INFORMATION.

**WINNEBAGO** 98 222RD

DATE	UNDESIGNED TOLERANCES ARE:	INVERTAL
DATE	WHOLE OR 1/16"	
DATE	ONE-PLATE (1/16")	
DATE	TWO-PLATE (1/32")	
DATE	ANGLE	
DATE	TRUSS W/ANGLE	
DATE	PRODUCTION	

WIRING DIAGRAM-BODY\_12V  
 SHEET 1 OF 3  
 REF: 125309-A 1

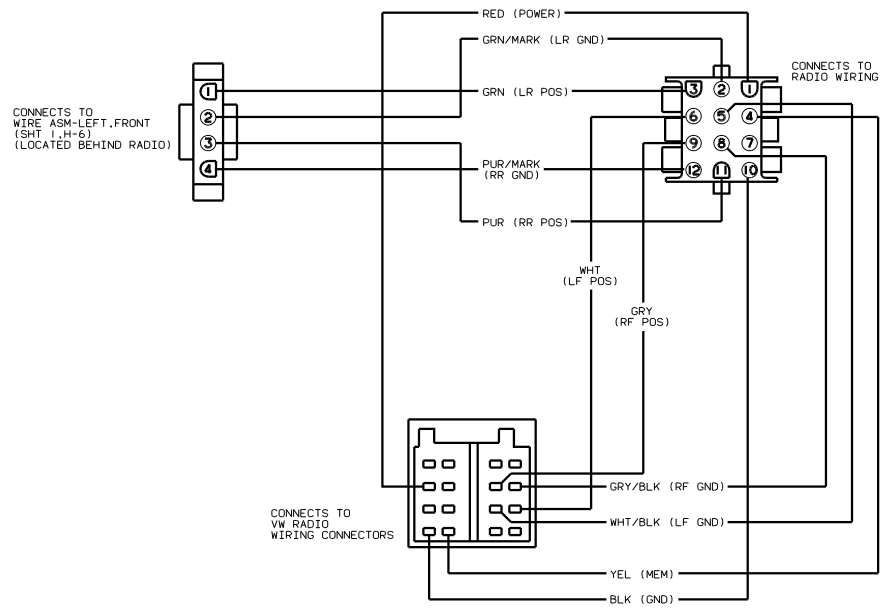


NOTES: SEE SHIT 1 FOR ADDITIONAL INFORMATION.

WIRING DIAGRAM-COACH (WIRE ASM 124664)

98 222RD

TITLE:	WIRING DIAGRAM-BODY
NO. OF SHEETS:	3
SHEET NO.:	2
REV. NO.:	1
REV. DATE:	126968



WIRING DIAGRAM-ADAPTER, RADIO (WIRE ASM 114365)

