



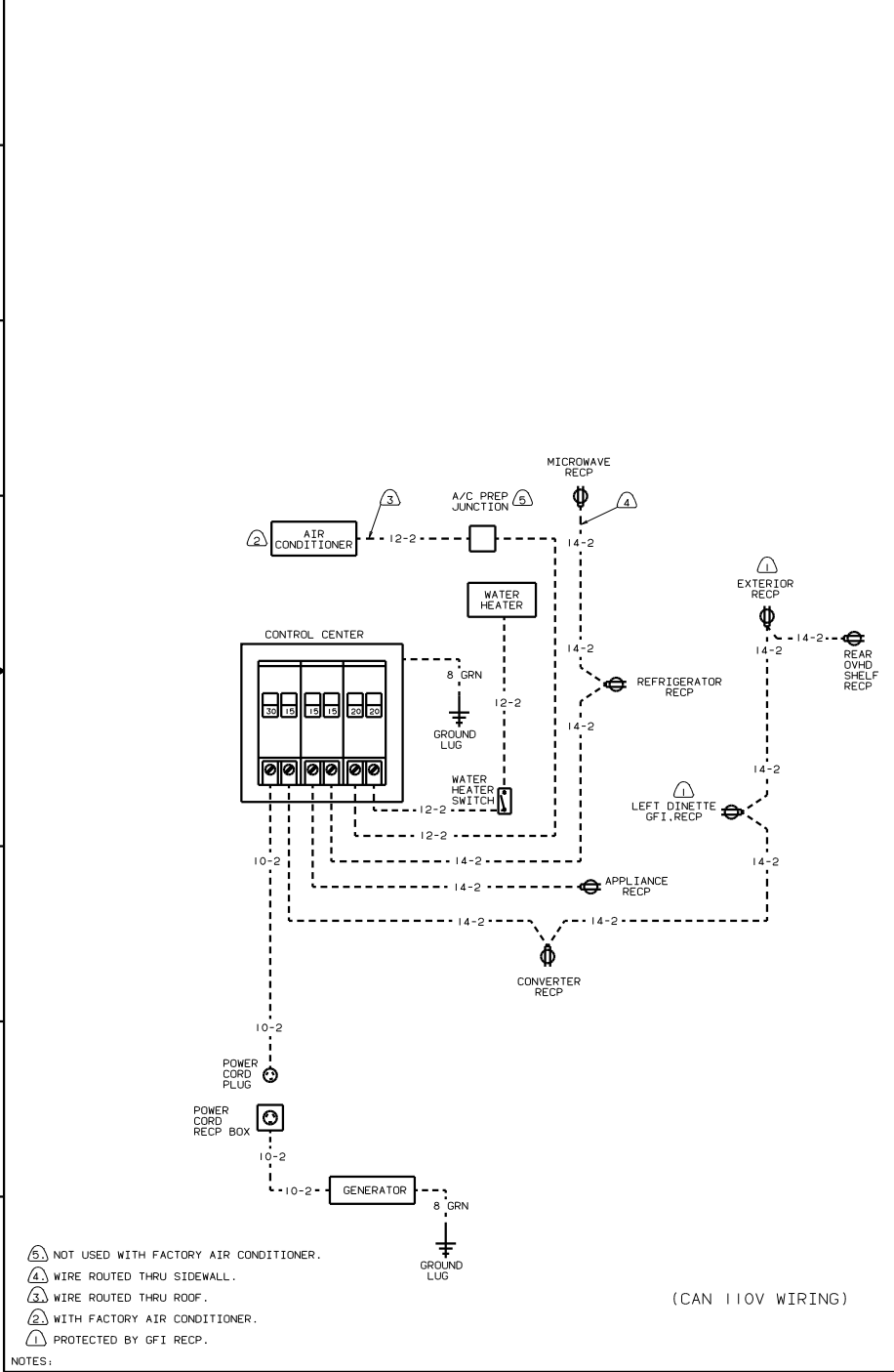
**DANGER**

**Danger of electrical shock, burns or death.** Always remove all power sources before attempting any repair, service or diagnostic work. Power can be present from shore power, generator, inverter or battery. All power sources must be disabled and secured before performing any service.



**CAUTION**

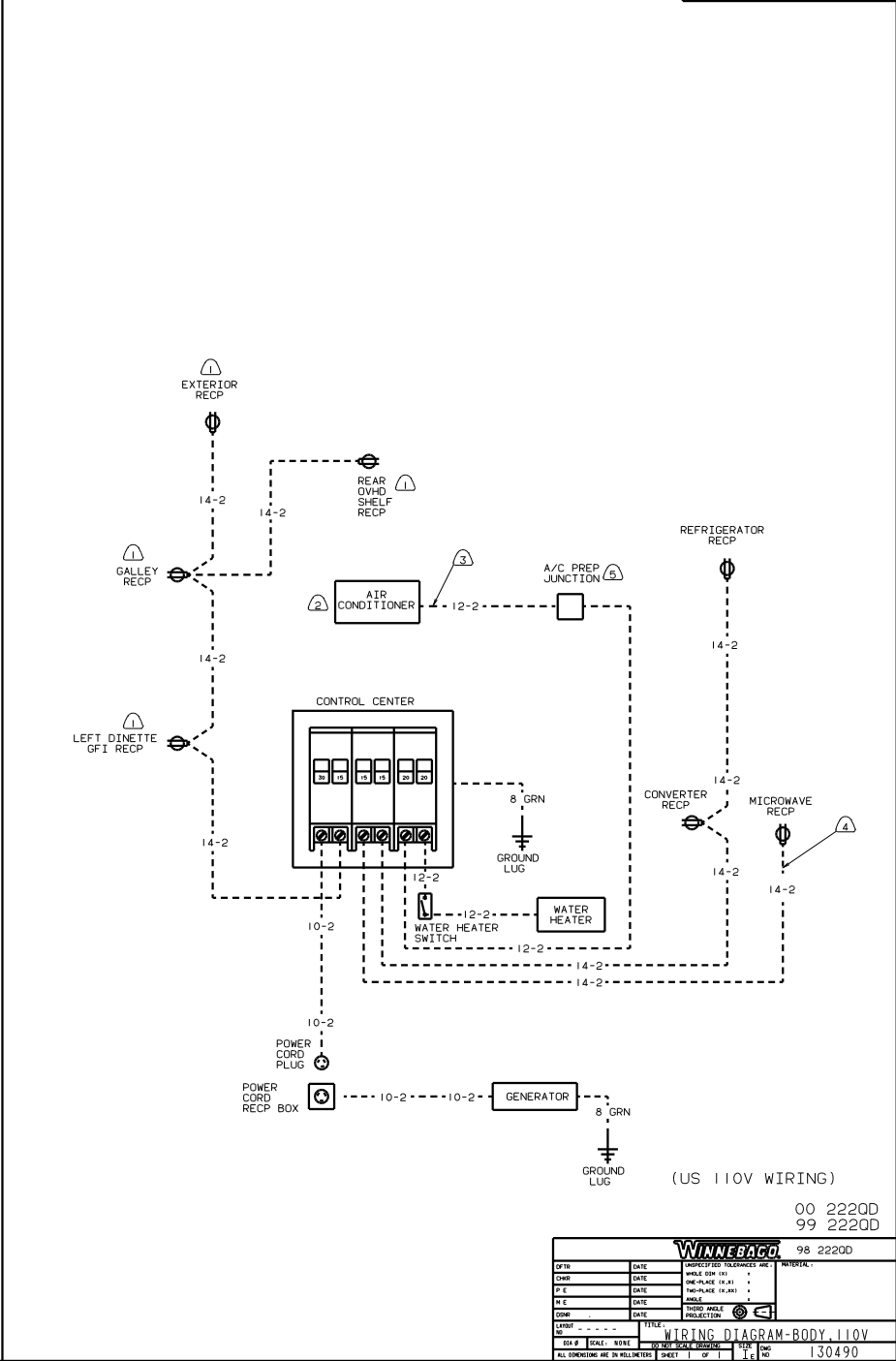
If you lack the skills, tools or equipment to perform diagnostic or repair work leave such work to an authorized Winnebago Industries dealer or other qualified shop.



(CAN 110V WIRING)

- ⑤ NOT USED WITH FACTORY AIR CONDITIONER.
- ④ WIRE ROUTED THRU SIDEWALL.
- ③ WIRE ROUTED THRU ROOF.
- ② WITH FACTORY AIR CONDITIONER.
- ① PROTECTED BY GFI RECP.

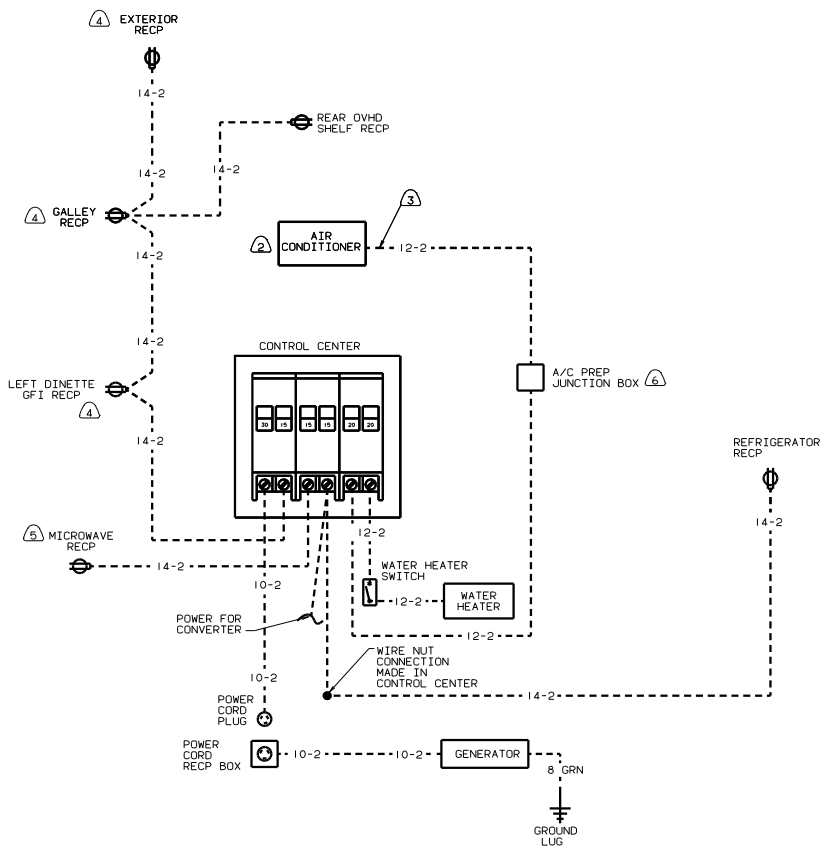
NOTES:



(US 110V WIRING)

00 2220D  
 99 2220D

<b>WINNEBAGO</b>			
OF IN	DATE	UNDESIGNED TOLERANCES ARE:	MATERIAL
CHP	DATE	ONE-PLACE (1X.1)	
D/E	DATE	TWO-PLACE (1X.00)	
D/E	DATE	THREE-PLACE (1X.000)	
COMP	DATE	INDICATE WAGLE PRODUCTION	
LAUNCH	DATE	TITLE	
WIRING DIAGRAM-BODY 110V			
REV #	SCALE	NO. OF SHEETS	SHEET NO.
1		1	1
130490			



- Ⓟ NOT USED WITH FACTORY AIR CONDITIONER.
- Ⓟ WIRE ROUTED THRU SIDEWALL.
- Ⓞ PROTECTED BY GFI RECP.
- Ⓜ WIRE ROUTED THRU ROOF.
- Ⓜ WITH AIR CONDITIONER.
- Ⓞ ALL CIRCUITS PROTECTED BY GFI MAIN BREAKER.

(JAPANESE 110V WIRING)