



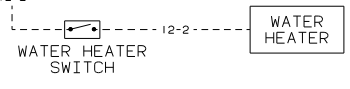
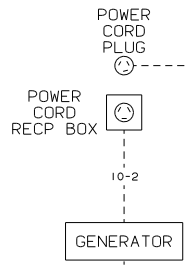
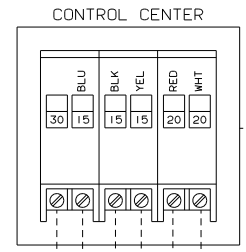
DANGER

Danger of electrical shock, burns or death. Always remove all power sources before attempting any repair, service or diagnostic work. Power can be present from shore power, generator, inverter or battery. All power sources must be disabled and secured before performing any service.



CAUTION

If you lack the skills, tools or equipment to perform diagnostic or repair work leave such work to an authorized Winnebago Industries dealer or other qualified shop.



- (265) CODES/STANDARDS-CSA/CMVSS
- (181) CODES/STANDARDS USA
- (12D) ELECTRICAL SYSTEM 30 AMP

(12D) (181) (265)

WINNEBAGO 02 222HD

DATE	UNSPECIFIED TOLERANCES ARE:	MATERIAL:
DATE	UNLESS OTHERWISE SPECIFIED	
DATE	ONE-PLACE (12, 14)	
DATE	THREE-PLACE (12, 14)	
DATE	SHIELD	
DATE	THIRD ANGLE PROJECTION	
DATE		

WIRING DIAGRAM-BODY, 110V		SIZE	NO
SCALE: NONE	DO NOT SCALE DRAWING	1/8"	137245
SHEET 1	OF 1	I.E.	NO

- NOTES:
- ③ WIRE ROUTED THRU SIDEWALL.
 - ② WIRE ROUTED THRU ROOF.
 - ⚠ ALL OUTLETS DOWN STREAM AND INCLUDING THIS OUTLET ARE GROUND FAULT CIRCUIT INTERRUPT PROTECTED.