RELEASE REV A DATE DFTR ADM DWG NO 136953
REV ZONE REVISION RECORD DATE DFTR-ORIG

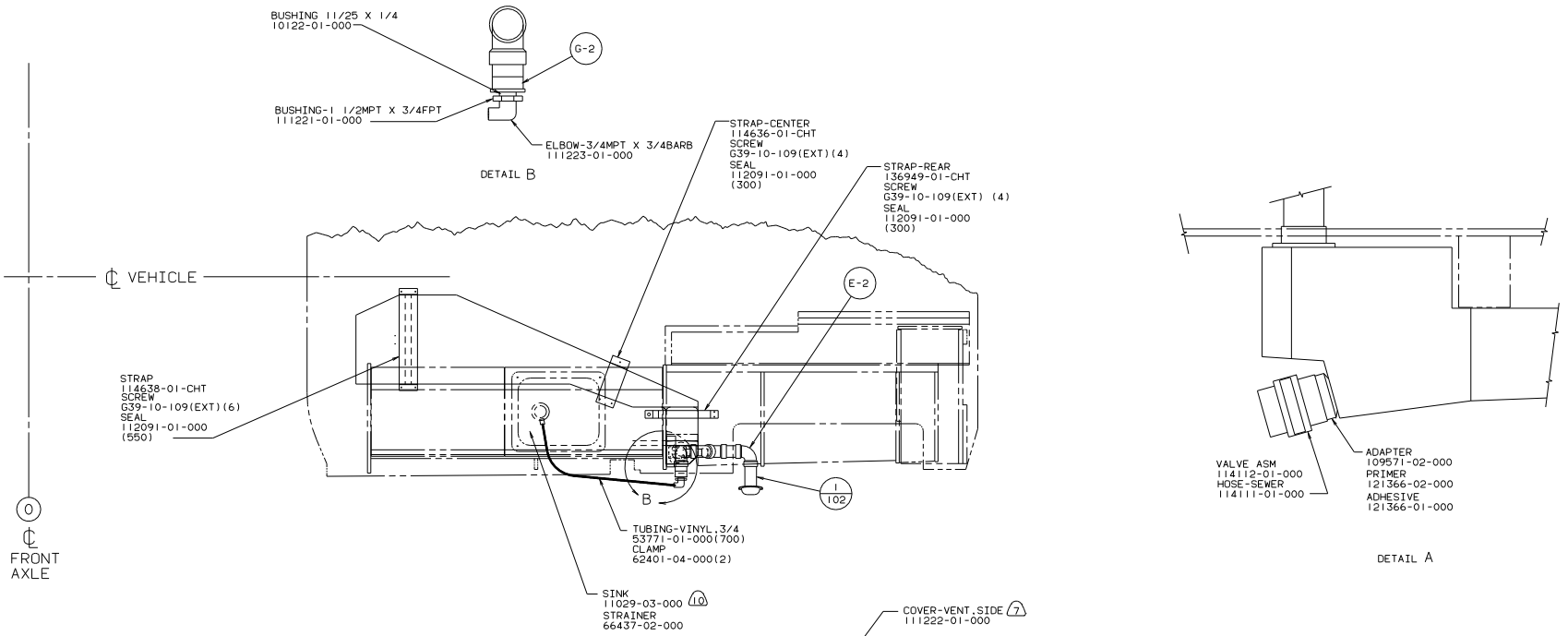

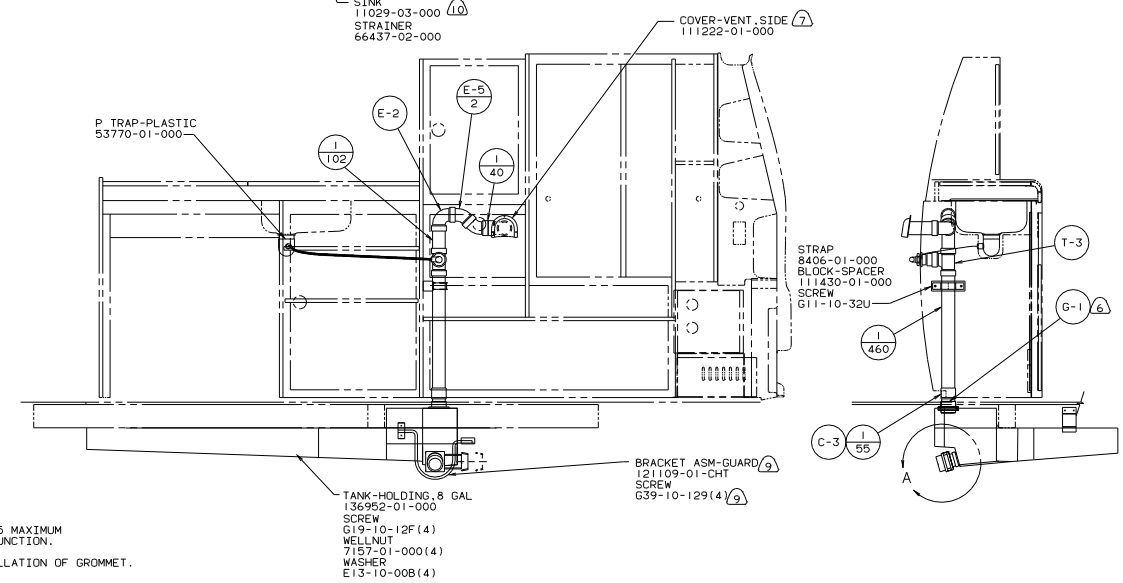

NOTES:

9. USE FOR CANADA EXPORT.
8. ALL EXTERIOR OPENINGS AROUND PIPE TO BE SEALED WITH 69637-01-000.
7. VENT PIPE MUST BE PROJECTED 6 TO 15 MAXIMUM FROM SIDEWALL FOR PROPER FIT AND FUNCTION.
6. SEE DRAWING 61607-01-000 FOR INSTALLATION OF GROMMET.
5. EXPOSED PIPE ON EXTERIOR TO BE PAINTED 37163-01-000.
4. FOR CANADIAN UNITS EACH HOLDING TANK SHALL HAVE A CSA APPROVAL STAMPED NEAR IAPMO APPROVAL.
3. ALL PIPE AND FITTINGS TO BE ASSEMBLED WITH SOLVENT 4020-01-000.
2. SLOPE OF TRAP MUST BE 6 PER 300 MINIMUM.
1. SLOPE OF HORIZONTAL PIPING TO BE 6 PER 300 MINIMUM.

10. FASTENER CLAMPS AND SCREWS SUPPLIED WITH SINK.

X-X FOR DRAINAGE CALLOUTS SEE DWG NO. 116229-01-000

COPYRIGHT 2002 WINNEBAGO INDUSTRIES, INC.

WINNEBAGO 01 117A

DFTR	DATE	UNSPECIFIED TOLERANCES ARE: MATERIAL:
CHKR	DATE	WHOLE DIM (X) ± ?
P E	DATE	ONE-PLACE (X.X) ±
M E	DATE	TWO-PLACE (X.XX) ±
DSNR	DATE	ANGLE ±
		THIRD ANGLE PROJECTION

LAYOUT NO. MVVAN
TITLE: DRAINAGE SYSTEM INSTL
DIA Ø SCALE: 0.250 DO NOT SCALE DRAWING SIZE D DWG NO 136953
ALL DIMENSIONS ARE IN MILLIMETERS SHEET 1 OF 1 REV

REF: 111055

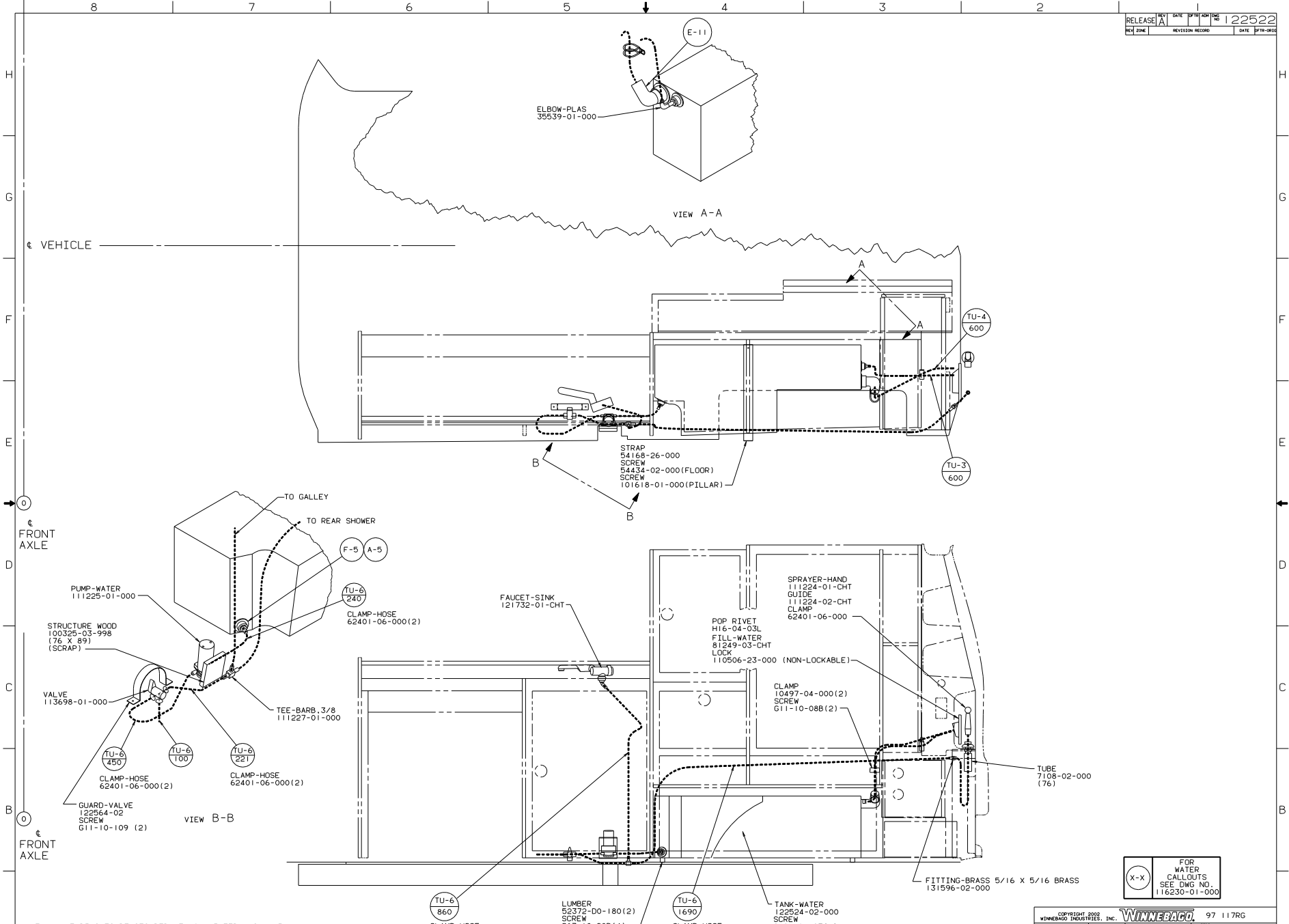

3. ALL TUBING TO BE SECURED AT 1200 INTERVALS MAXIMUM WITH CLAMP 10495-01-000 AND SCREW G67-10-12B.

2. TUBING TO BE INSTALLED WITH SUFFICENT SLOPE TO PROVIDE DRAINAGE TO NEAREST VALVE.

1. PLASTIC FITTINGS TO BE SEALED WITH SEALANT 84456-01-000.

NOTES:

COPYRIGHT 2002
WINNEBAGO INDUSTRIES, INC.

WINNEBAGO. 97 117RG

DFTR	DATE	UNSPECIFIED TOLERANCES ARE: WHOLE DIM (X) ± 7; ONE-PLACE (X.X) ±; TWO-PLACE (X.XX) ±; ANGLE ±	MATERIAL:
CHKR	DATE		
P E	DATE		
M E	DATE	THIRD ANGLE PROJECTION	
DSNR	DATE		

LAYOUT NO WVVAN

TITLE: WATER SYSTEM INSTL

DIA Ø | SCALE: NONE | DO NOT SCALE DRAWING | SIZE | DWG NO 122522

ALL DIMENSIONS ARE IN MILLIMETERS | SHEET 1 OF 1 | REF: 111057 H