



**Important!**

Please give copies to all  
your VW Technicians

# Technical Bulletin

## Vehicle Delivery Information

Subject: **Airbag WARNING! Label, Compliance with Canadian  
Motor Vehicle Safety Standard 208**

Group: **00**

Number: **99-19**

Model(s): **All Canadian**

**2000** ►

Date: **Dec. 20, 1999**

### Service

The Canadian and the US Federal Motor Vehicle Safety Standard 208 requires permanent air bag warning labels on the vehicle sun visor.

The US standard also requires a label on the dashboard in a position visible from all front seating positions.

The label on the dashboard does not have to be permanent, but must remain attached when the vehicle is delivered to the customer. To comply with this requirement, all Volkswagen models are equipped with a triangular label, attached with removable adhesive to the center of the windshield and touching the top of the dash.

Although the dashboard label is not required by Canadian regulations, we have chosen to provide this label in Canadian-specification vehicles as well; these labels likewise must remain attached and in place in the vehicle when it is delivered to the customer.

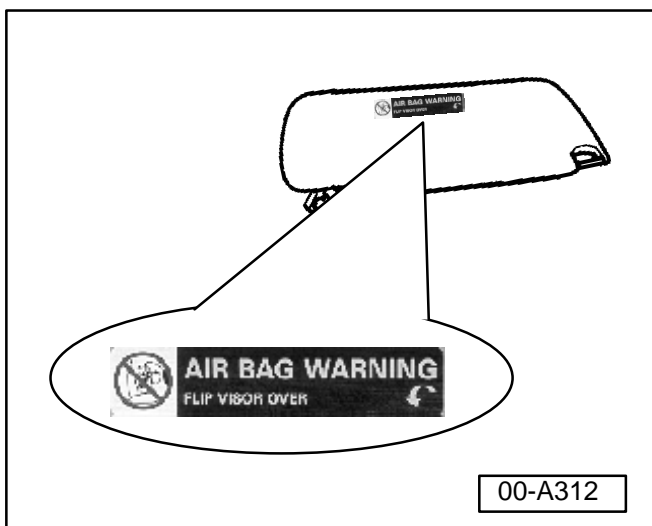
### Label Location

◀ A label is located on each sun visor (sun visor flipped up) as shown.

### Note:

*Labels on sun visors are permanent and may not be removed. If sun visor labels are damaged, the entire sun visor must be replaced.*

*Illustration is only a sample. Actual label size or shape as well as location may differ by model and production period.*



(Cont. on Page 2)

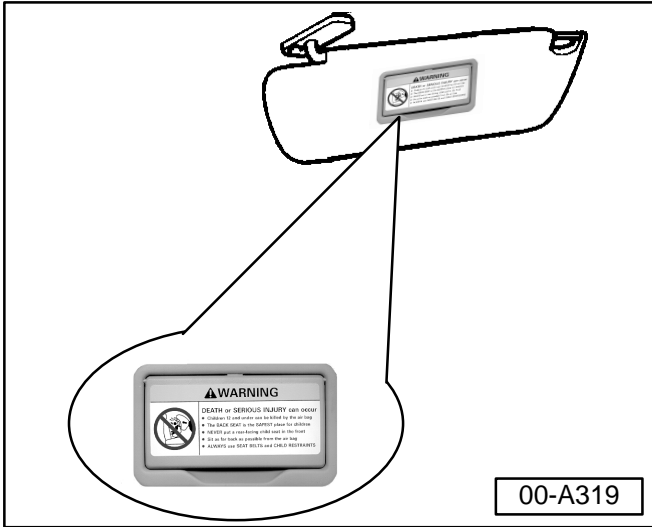


# Important!

Please give copies to all your VW Technicians

# Technical Bulletin

## Vehicle Delivery Information

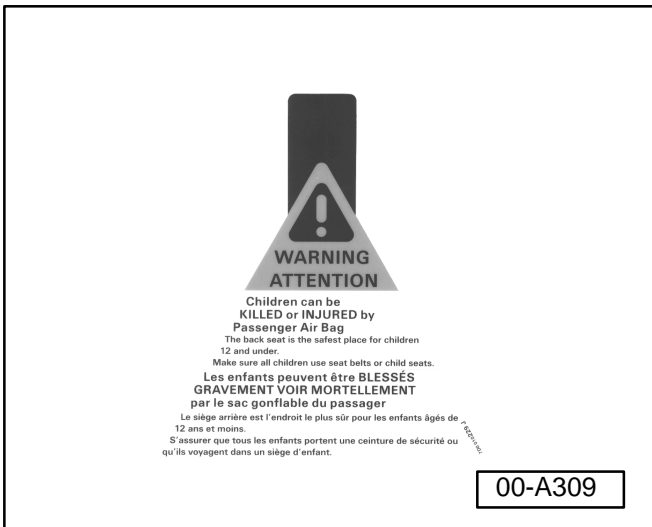


◀ Labels are located on each sun visor mirror (sun visor flipped down) as shown.

**Note:**

*Labels on sun visors are permanent and may not be removed. If sun visor labels are damaged, the entire sun visor must be replaced.*

*Illustration is only a sample. Actual label size or shape as well as location may differ by model and production period.*



◀ **WARNING!** label, when installed, must be attached inside at the center of windshield, the bottom edge of the label must touch the top of the instrument panel such that the label itself is not curled or bent.

**Note:**

*This label must remain attached to the windshield at all times until after the car's actual delivery to a customer, including during showroom display.*

**ONLY THE CUSTOMER MAY REMOVE IT!**

Additional quantities of this label attached to the windshield, to replace any that might be damaged or missing may be ordered using Part No: 1J0 010 239D.

**CAUTION!**  
**Part numbers are for reference only.**  
**Always check with your Parts Dept. for the latest parts information.**