

Onan

Genset Parts Catalog

**KV
KVC
KVD**



Printed in U.S.A.

1/15 981-0238G
(KV Spec A-L) (KVC Spec A-C)
(KVD Spec A-B)
Replaces 5-02 (KV Spec A-K
KVC Spec A-C and KVD)

MODEL IDENTIFICATION

To avoid errors or delay in filling your parts order, always give the MODEL, SPEC NO. and SERIAL NO. from the Onan nameplate.

For handy reference, insert your nameplate information in the spaces below.

MODEL AND SPEC NO.

SERIAL NO.

DIGITAL CONTROL SOFTWARE VERSION
AND DATE (IF APPLICABLE)

SAFETY PRECAUTIONS

The following symbols are used in Onan manuals to alert users to the potentially dangerous conditions relating to maintenance of equipment and replacement of parts. Please read and observe.

DANGER

This symbol warns of immediate hazards which will result in severe personal injury or death.

WARNING

This symbol refers to a hazard or unsafe practice which can result in severe personal injury or death.

CAUTION

This symbol refers to a hazard or unsafe practice which can result in severe personal injury or product or property damage.

PRODUCT SAFETY PRECAUTIONS

WARNING

*Service and repair of Onan equipment must be performed by trained, experienced personnel only. Improper service or repair may result in property damage, severe personal injury or death. Do not use this catalog as a guide to servicing your equipment. Read and follow the **IMPORTANT SAFETY INSTRUCTIONS** in the Service Manual appropriate for the equipment you are working on.*

WARNING

*Contact with **USED ENGINE OILS** has been identified by a United States federal agency and some USA state agencies as causing **CANCER** or **REPRODUCTIVE TOXICITY**. When checking or changing engine oils take all necessary precautions not to ingest, breathe the fumes or contact the used oil.*

WARNING

*Contact with **ASBESTOS** has been identified by a United States federal agency and some USA state agencies as causing **CANCER** or **REPRODUCTIVE TOXICITY**. When handling engine gaskets take all necessary precautions not to ingest, breathe or contact the dust from the gaskets! Use adequate ventilation and wear protective gloves, masks and clothing!*

WARNING

*Contact with **BENZINE** and **LEAD**, found in gasoline, fuel additives and solvents has been identified by a United States federal agency and some USA state agencies as causing **CANCER** or **REPRODUCTIVE TOXICITY**. When checking, draining or adding gasoline and fuel additives or using solvents take all necessary precautions not to ingest, breathe the fumes or contact the liquids. Use adequate ventilation and wear protective gloves, masks and protective clothing!*

Introduction

This manual applies to the standard Recreational Vehicle Generator Sets as listed in the Generator Set Data Table. Parts are arranged in groups of related items and each illustrated part is identified by a reference number corresponding to the same reference number in the parts list. Parts illustrations are typical. Using the model and specification number from your generator set nameplate, select parts that apply to your set. Right and left sides are determined by facing the engine end (front) of the set.

Generator Set Data Table				
MODEL AND SPECIFICATION	VOLTS	HERTZ	FUEL	WIRING DIAGRAM
1.7KV-FU/29236A,B	240	50	Gasoline	610-0376
2.0KV-FR/26119B	230	50	LP	610-0376
2.0KV-FR/26119,C,D,E	230	50	LP	610-0383
2.0KV-FR/26119F,G,H,J	230	50	LP	610-0389
2.0KV-FR/26119K,L	230	50	LP	610-0389
2.0KV-FR/33742B	220	50	Gasoline	610-0376
2.0KV-FR/33742C,D,E	220	50	Gasoline	610-0383
2.0KV-FR/33742F,G	220	50	Gasoline	610-0389
2.0KV-FR/37544A,B	110/220	50	Gasoline	610-0380
2.0KV-FR/51844C,E	220	50	Gasoline	610-0384
2.0KV-FR/51844F,G	220	50	Gasoline	610-0390
2.2KV-FA/26100A,B	120	60	Gasoline	610-0375
2.3KV-FR/33742F,G,J,K	220	50	Gasoline	610-0389
2.3KV-FR/51844F,G,J,K	220	50	Gasoline	610-0390
2.5KV-FR/11540F,G,H,J	100	60	LP	610-0394
2.5KV-FR/11540K,L	100	60	LP	610-0394
2.5KV-FA/26120B	120	60	LP	610-0379
2.5KV-FA/26120C,D,E	120	60	LP	610-0382
2.5KV-FA/26120F,G,H,J	120	60	LP	610-0388
2.5KV-FA/26120K,L	100	60	LP	610-0388
2.8KV-FR/11351C,E	100	60	Gasoline	610-0386
2.8KV-FR/11351F,G,J,K	100	60	Gasoline	610-0394
2.8KV-FA/11574F,G,J,K	120	60	Gasoline	610-0388
2.8KV-FA/26100A,B	120	60	Gasoline	610-0375
2.8KV-FA/26100C,E	120	60	Gasoline	610-0382
2.8KV-FA/26100F,G,J	120	60	Gasoline	610-0388
3.0KVC-83A,B,C	120	60	Gasoline	610-0395
3.0KVC-84A,B,C	100	60	Gasoline	610-0396
2.5KVD-2089A,B	120	60	LP	625-4345
2.0KVD-3730B	230	50	LP	625-4562
2.8KVD-2090A	120	60	Gasoline	625-4345
2.3KVD-3729A	230	50	Gasoline	625-4562

Note - The diagonal line (/) or dash (-) in the model and specification number separates generator set characteristics from the specification number and letter. The specification number denotes customer requested options or deviations from a standard model. The specification letter advances (A to B, B to C, etc.) with major manufacturing changes.

Index

- Arm, Governor Adjust, 11
- Arm, Rocker, 8
- Armature, Starter, 47, 49

- Baffle, Air, 26
- Baffle, Inlet (KV, KVD, Gasoline), 23
- Baffle, Inlet (KV, KVD, LP), 25
- Baffle, Seal, 26
- Base Mounting KV, 38
- Base Mounting KVD, 39
- Base, Housing (KV), 34
- Base, Housing (KVC), 36
- Base, Housing (KVD), 35
- Base, Mounting (KV), 34
- Base, Mounting (KVC), 36
- Base, Mounting (KVD), 35
- Base, Oil, 10
- Bearing, Ball, 7
- Bearing, Choke Flange (KV Begin Spec C), 13
- Bearing, Choke Flange (KVC, KVD, Gasoline), 14
- Bearing, Crankshaft Ball, 7
- Bearing, Generator Rotor Ball, 51
- Block, Cylinder, 6
- Block, Generator Brush, 45
- Boot, Inlet Baffle Insulation (KV, KVD, Gasoline), 23
- Boot, Inlet Baffle Insulation (KV, KVD, LP), 25
- Boot, Spark Plug (KV), 34
- Boot, Spark Plug (KVC), 54
- Boot, Spark Plug (KVD), 35
- Box, Control (KV Spec A–F), 52
- Box, Control (KVD and KV Begin Spec G), 53
- Brace, Generator, 43
- Bracket, Choke Mounting (KV Spec A, B), 12
- Bracket, Fuel Regulator (KV Begin Spec L and KVD Begin Spec B), 21
- Bracket, Lifting, 6
- Bracket, Muffler (KV Spec A–G), 29
- Bracket, Muffler (KVD), 32
- Bracket, Muffler Hanger (KVC), 31
- Bracket, Regulator, 19
- Bracket, Solenoid, 51
- Bracket, Starter, 45
- Bracket, Underfloor Mounting, 43
- Breaker, Circuit (KV Spec A–F), 52
- Breaker, Circuit (KVC), 54
- Breaker, Circuit (KVD and KV Spec Begin Spec G), 53
- Breather, Cylinder Head, 6
- Brush, Generator Brush Block, 45
- Bushing, Inlet Baffle Strain Relief (KV, KVD, Gasoline), 23
- Bushing, Inlet Baffle Strain Relief (KV, KVD, LP), 25

- Camshaft, 8
- Cap, Choke Dome (KV Begin Spec C), 13
- Cap, Choke Dome (KVC, KVD, Gasoline), 14
- Cap, Starter Drive, 47, 49
- Cap, Starter End, 47, 49
- Capacitor (KV Spec A–F), 52
- Carburetor (LP), 19
- Carburetor, Gasoline, 16
- Choke (KV Begin Spec C), 13
- Choke (KV Spec A, B), 12
- Clamp, Loop, 19
- Clamp, Muffler (KVD), 32
- Clip, "J", 9
- Clip, Choke "U" (KV Spec A, B), 12
- Clip, Governor Retainer, 11
- Clip, Rod End (KV Spec A, B), 12
- Clutch, Starter, 47
- Coil, Ignition (KV), 34
- Coil, Ignition (KVC), 54
- Coil, Ignition (KVD), 35
- Collar, Governor Control Lever, 11
- Components, Carburetor, 17
- Components, Starter (Begin Spec K), 49
- Components, Starter (Spec A–J), 47
- Conduit (KVC), 54
- Connector, Barbed Hose (KV, KVD, LP), 25
- Connector, Conduit (KVC), 54
- Connector, Plug (8 Pin) (KVC, KVD and KV begin Spec F), 67
- Connector, Receptacle (8 Pin) (KVC, KVD and KV begin Spec F), 67
- Connector, Receptacle (8 Pin) (KVC, KVD and KV begin Spec F), 67
- Control (KVC), 54
- Coupling, Anchor (KV, KVD, LP), 25
- Cover, Air Filter Element, 46
- Cover, Choke (KV Begin Spec C), 13
- Cover, Choke (KV Spec A, B), 12
- Cover, Choke (KVC, KVD, Gasoline), 14
- Cover, Choke Thermostat Element (KV Begin Spec C), 13
- Cover, Choke Thermostat Element (KVC, KVD, Gasoline), 14
- Cover, Cylinder Head, 9
- Cover, Housing (KV), 40
- Cover, Housing (KVD), 41
- Cover, Mounting Base (KVC), 36
- Cover, Rocker Switch (KV Spec C–F), 52
- Cover, Rocker Switch (KVC), 54
- Cover, Rocker Switch (KVD and KV Spec Begin Spec G), 53
- Cover, Starter Spring, 47
- Cover, Switch (KVC), 54
- Crankshaft, 7

- Diaphragm, Pull Off (KV Spec A, B), 12
- Diode, Remote Panel (KV Spec A–E), 55
- Door, Generator Scroll Preheat, 46
- Duct, Endbell Air, 45

- Edging, Underfloor Mounting, 43
- Elbow, Fuel Pump (KVC), 27
- Elbow, Inlet Baffle (KV, KVD, Gasoline), 23
- Elbow, Inlet Baffle (KV, KVD, LP), 25
- Elbow, Intake (Gasoline), 16
- Elbow, Male (KV, KVD, LP), 25

Index

- Element, Air Filter, **46**
- Element, Thermostat (KV Begin Spec C), **13**
- Element, Thermostat (KV Spec A, B), **12**
- Element, Thermostat (KVC, KVD, Gasoline), **14**
- Endbell, **45**
- Engine, Replacement, **6**

- Ferrule, Muffler Hanger Wire Rope (KVC), **31**
- Filter, Fuel, **15**
- Flange, Air Cleaner, **21**
- Flange, Air Cleaner (Gasoline), **16**
- Flange, Air Cleaner (LP), **19**
- Flyweight, **8**
- Foam, Carburetor (KVC, KVD), **16**
- Foam, Fuel Filter, **15**
- Fuse (KV Spec A–F), **52**
- Fuse, Generator Harness (KV Spec C–E), **61**
- Fuse, Generator Harness (KVC), **63**
- Fuse, Generator Harness (KVD and KV Begin Spec F), **62**
- Fuse, Generator Harness (KVD and KV, Begin Spec F), **62**

- Gasket, Carburetor (Gasoline), **16**
- Gasket, Carburetor (LP), **19**
- Gasket, Cylinder Head, **9**
- Gasket, Drain Plug, **10**
- Gasket, Exhaust (KVD), **32**
- Gasket, Gearcase, **6**
- Gasket, Governor Retainer Clip, **11**
- Gasket, Head, **6**
- Gasket, Housing Base (KV), **34**
- Gasket, Housing Cover (KV), **40**
- Gasket, Housing Cover (KVD), **41**
- Gasket, Inlet Baffle Foam (KV, KVD, Gasoline), **23**
- Gasket, Inlet Baffle Foam (KV, KVD, LP), **25**
- Gasket, Intake Elbow (Gasoline), **16**
- Gasket, Muffler (KV Begin Spec H), **30**
- Gasket, Muffler (KV Spec A–G), **29**
- Gasket, Muffler (KVC), **31**
- Gasket, Muffler (KVD), **32**
- Gasket, Oil Base, **10**
- Gear, Camshaft, **8**
- Gear, Crankshaft, **7**
- Gear, Governor, **8**
- Gear, Starter, **47**
- Gearcase, **6**
- Generator, **51**
- Governor, **11**
- Grommet, Generator Harness (KVC), **63**
- Grommet, Housing Base (KVC), **36**
- Grommet, Inlet Baffle (KV, KVD, Gasoline), **23**
- Grommet, Inlet Baffle (KV, KVD, LP), **25**
- Grommet, Inlet Baffle (KVD, Gasoline), **23**
- Grommet, Inlet Baffle (KVD, LP), **25**
- Grommet, Muffler Bracket (KVC), **31**
- Guard, Housing Cover Air Inlet (KV), **40**
- Guide, Push Rod, **8**

- Hanger, Tailpipe (KV), **33**

- Harness, AC Output (KVC), **54**
- Harness, Adapter (KVC, KVD and KV Begin Spec F), **67**
- Harness, DC (Z1, Z2, Z3, Z4) (KV Spec A, B), **60**
- Harness, DC (Z1, Z4) (KV Spec C–E), **61**
- Harness, DC (Z1, Z4) (KVD and KV Begin Spec F), **62**
- Harness, Generator (J1, J2)(KVC), **63**
- Harness, Generator (KV Spec A, B), **60**
- Harness, Generator (KV Spec C–E), **61**
- Harness, Generator (KVD and KV Begin Spec F), **62**
- Harness, Generator (KVD), **64**
- Harness, PCB, **65**
- Harness, PCB (KV Spec C–F), **52**
- Harness, PCB (KVC, KVD and KV Spec 51844), **65**
- Harness, PCB (KVC), **54**
- Harness, PCB (KVD and KV Spec Begin Spec G), **53**
- Harness, Remote Panel (KVD and KV Begin Spec F), **57**
- Harness, Remote Panel (Switch Only), **58**
- Harness, Remote Switch Panel (KV Begin Spec F), **56**
- Harness, Remote Wiring (KV Spec A–E), **59**
- Harness, Remote Wiring (KVC, KVD and KV Begin Spec F), **67**
- Harness, Wiring (Z1)(KVC), **65**
- Head, Cylinder, **6**
- Holder Assy, Brush, **49**
- Holder, Fuse (KV Spec A–F), **52**
- Holder, Generator Harness Fuse (KVC), **63**
- Holder, Governor Spring, **11**
- Hose, Breather, **9, 21**
- Hose, Fuel (Gasoline), **15**
- Hose, Fuel (LP), **19**
- Hose, Vacuum (KV Spec A, B), **12**
- Hose, Vapor, LP, **21**
- Hose, Vent (LP), **19**
- Hourmeter (KVD and KV Begin Spec F), **57**
- Housing, Air Guide, **9**
- Housing, Choke (KV Begin Spec C), **13**
- Housing, Choke (KV Spec A, B), **12**
- Housing, Choke (KVC, KVD, Gasoline), **14**
- Housing, Scroll, **46**
- Housing, Stator, **51**
- Housing, Terminal (KVC, KVD and KV begin Spec F), **67**
- Hub, Fan, **51**

- Indicator, Oil Level, **10**
- Inlet Assy, **26**
- Insulation, Inlet Baffle (KV), **38**
- Insulation, Inlet Baffle (KVD), **39**
- Insulation, Lower Exhaust Baffle (KV), **34**
- Insulation, Upper Exhaust Baffle (KV), **38**
- Insulation, Upper Exhaust Baffle (KVD), **39**
- Insulator, Carburetor (Gasoline), **16**
- Insulator, Carburetor (LP), **19**
- Isolator, Vibration (KV Spec A), **51**
- Isolator, Vibration (KV), **38**
- Isolator, Vibration (KVC), **36**
- Isolator, Vibration (KVD), **39**

- Key, Camshaft, **8**

Index

- Key, Crankshaft, 7
- Key, Fan Hub, 51
- Kit, Carburetor, 16
- Kit, Carburetor (Conversion), 19
- Kit, Carburetor Service (LP), 19
- Kit, Exhaust (KV), 33
- Kit, Filter Cover, 15
- Kit, Fuel Tank (KV), 28
- Kit, Muffler (KVD), 32
- Kit, Muffler Exhaust (KV Begin Spec H), 30
- Kit, Piston Ring, 7
- Kit, Remote Adapter (KVC, KVD and KV begin Spec F), 67
- Kit, Remote Switch Panel (KV Begin Spec F), 56
- Kit, Remote Switch/Hourmeter Panel (KVD and KV Begin Spec F), 57
- Kit, Remote Switch/Voltmeter Panel (KVD and KV Begin Spec F), 58
- Kit, Starter Drive, 47, 49
- Kit, Underfloor Mounting, 43
- Kit, Underfloor Mounting (KV, KVD), 43
- Labels, 68
- Latch, Housing Cover Service Panel (KV), 40
- Latch, Housing Cover Service Panel (KVD), 41
- Lever, Governor, 11
- Lever, Governor Control (Gasoline), 11
- Link, Generator Scroll Preheat, 46
- Link, Pulloff (KV Spec A, B), 12
- Linkage, Choke (KV Begin Spec C), 13
- Linkage, Choke (KV Spec A, B), 12
- Linkage, Choke (KVC, KVD, Gasoline), 14
- Lock, Housing (KVC, KVD and KV begin Spec F), 67
- LPG Mixer, 21
- Magneto, 45
- Meter, Hour (KVC), 54
- Meter, Remote Panel Battery Condition (KV Spec A–E), 55
- Meter, Remote Panel Hour (KV Spec A–E), 55
- Mixer (KV Begin Spec L and KVD Begin Spec B), 21
- Muffler (KV Begin Spec H), 30
- Muffler (KV Spec A–G), 29
- Muffler (KVC), 31
- Muffler (KVD), 32
- O'Ring, End Bell, 51
- O'Ring, Oil Base, 10
- Paint, 68
- Panel Printed (KVD and KV Begin Spec F), 57
- Panel, Air Inlet (KVC), 26
- Panel, Housing Cover Service (KV), 40
- Panel, Housing Cover Service (KVD), 41
- Panel, Printed (KVD and KV Begin Spec F), 58
- Panel, Remote (KV Spec A–E), 55
- Panel, Remote Switch (KV Begin Spec F), 56
- Panel, Remote Switch Panel Printed (KV Begin Spec F), 56
- Panel, Remote Switch/Hourmeter (KVD and KV Begin Spec F), 57
- Panel, Remote Switch/Voltmeter (KVD and KV Begin Spec F), 58
- PCB Assy (KV Spec C–F), 52
- PCB Assy (KVD and KV Spec Begin Spec G), 53
- PCB Assy, Capacitor (KV, KVD, Gasoline), 23
- PCB Assy, Capacitor (KV, KVD, LP), 25
- PCB, Capacitor (KVC), 27
- PCB, Control (KVC), 54
- Pin, Cylinder Block Alignment, 6
- Pin, Decompression Spring, 8
- Pin, Piston, 7
- Pin, Starter Spiral Roll, 47
- Pin, Terminal (KVC, KVD and KV begin Spec F), 67
- Pipe, Exhaust (KVD), 32
- Pipe, Vacuum Hose (Gasoline), 16
- Piston, 7
- Plate, Circuit Breaker (KV Spec A–F), 52
- Plate, Circuit Breaker (KVD and KV Spec Begin Spec G), 53
- Plate, Governor Control Lever Pressure, 11
- Plug, Cavity (KVC, KVD and KV begin Spec F), 67
- Plug, Cavity (KVC, KVD and KV begin Spec F), 67
- Plug, Control Box Hole (KV Spec A–F), 52
- Plug, Oil Drain, 10
- Plug, Spark, 9
- Plug, Spark Plug Access Hole (KV), 34
- Plug, Spark Plug Access Hole (KVD), 35
- Pump, Electric Fuel (KV, KVD, Gasoline), 23
- Pump, Fuel (KVC), 27
- Rectifier, Generator Harness (KV Spec A, B), 60
- Rectifier, Generator Harness (KV Spec C–E), 61
- Regulator, 19
- Regulator, Fuel (KV Begin Spec L and KVD Begin Spec B), 21
- Regulator, Micro, 35
- Regulator, Voltage (KV), 34
- Regulator, Voltage (KVC), 27
- Relay, Disconnect (KV Spec A–F), 52
- Relay, Generator Harness (KV Spec A, B), 60
- Relay, Start Solenoid (KV, KVD, Gasoline), 23
- Relay, Start Solenoid (KV, KVD, LP), 25
- Relay, Start Solenoid (KVC), 27
- Relay, Stop (KV Spec A–F), 52
- Resistor, Charging, 45
- Resistor, Generator Harness (KV Spec A, B), 60
- Resistor, Generator Harness (KV Spec C–E), 61
- Resistor, Generator Harness (KVD and KV Begin Spec F), 62
- Resonator, Exhaust (KV), 28
- Retainer, Air Filter Element, 46
- Retainer, Choke Cover (KV Spec A, B), 12
- Retainer, Starter Clutch, 47
- Retainer, Starter Ring, 49
- Retainer, Starter Spring, 47
- Retainer, Valve Spring, 6
- Ring, Choke Extension Retaining (KV Spec A, B), 12
- Ring, Choke Retaining (KV Spec A, B), 12

Index

- Ring, Collector, 51
- Ring, Piston Retaining, 7
- Rivet, Standoff (KV Spec C–F), 52
- Rivet, Standoff (KVD and KV Spec Begin Spec G), 53
- Rod, Connecting, 7
- Rod, Governor, 11
- Rod, Push, 8
- Rope, Muffler Hanger Wire (KVC), 31
- Rotor, Generator, 51

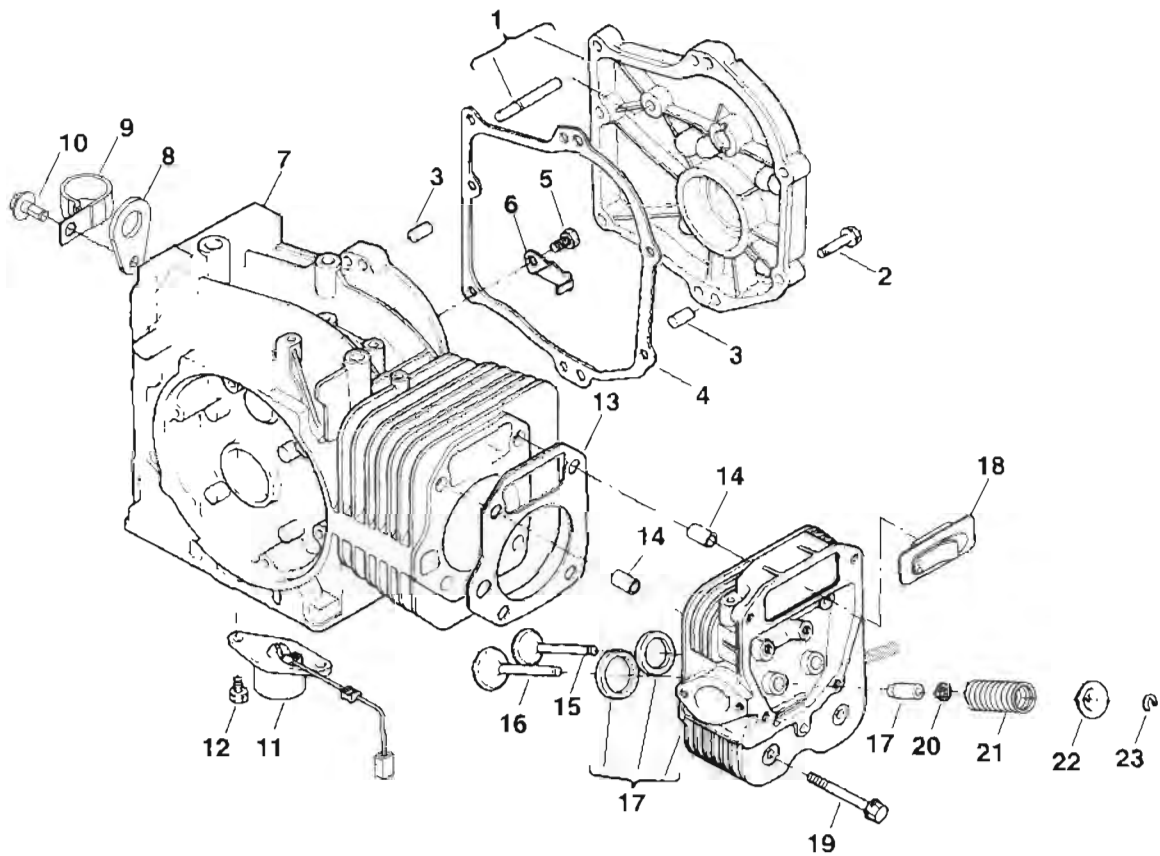
- Scroll, 46
- Scroll Assy, Generator, 46
- Seal, Baffle Air (KVC), 26
- Seal, Baffle Panel (KVC), 26
- Seal, Cable (KVC, KVD and KV begin Spec F), 67
- Seal, Generator Scroll Air Intake, 46
- Seal, Mounting Base Air (KVC), 36
- Seal, Mounting Base Frame (KVC), 36
- Seal, Mounting Base Pan (KVC), 36
- Seal, Oil, 7
- Seal, Valve, 6
- Shaft, Choke (KV Spec A, B), 12
- Shaft, Flyweight, 8
- Shaft, Governor Lever, 11
- Shim, Camshaft, 8
- Shim, Crankshaft, 7
- Sleeve, Governor, 8
- Slinger, Oil, 6
- Solenoid, Shutdown (KV, KVD, LP), 25
- Solenoid, Throttle Closing, 51
- Spacer, Muffler Hanger (KVC), 31
- Splasher (Crankshaft), 7
- Spline, Starter, 47
- Spring, Choke Adjust (KV Spec A, B), 12
- Spring, Decompression, 8
- Spring, Generator Brush Block, 45
- Spring, Generator Stator, 45
- Spring, Governor, 11
- Spring, Governor Rod, 11
- Spring, Regulator Hose (LP), 19
- Spring, Starter Pinion, 47
- Spring, Valve, 6

- Standoff, PCB (KV Spec C–F), 52
- Standoff, PCB (KVD and KV Spec Begin Spec G), 53
- Starter, 45
- Stator, Generator, 51
- Stop, Governor Adjust, 11
- Stopper, Governor Gear, 8
- Strap, Ground (KV Spec A–G), 29
- Strap, Ground (KVC), 37
- Stud, B+, 27
- Stud, Generator Mounting, 51
- Stud, Generator Mounting (KV), 38
- Stud, Generator Mounting (KVD), 39
- Stud, Muffler Mounting (KV Begin Spec H), 30
- Stud, Muffler Mounting (KV Spec A–G), 29
- Stud, Muffler Mounting (KVC), 31
- Stud, Muffler Mounting (KVD), 32
- Stud, Vibration Isolator Mounting (KVC), 36
- Switch, Low Oil Pressure, 6
- Switch, Remote Panel Rocker (KV Spec A–E), 55
- Switch, Remote Switch Panel Rocker (KV Begin Spec F), 56
- Switch, Rocker (KV Spec A–F), 52
- Switch, Rocker (KV Spec C–F), 52
- Switch, Rocker (KVC), 54
- Switch, Rocker (KVD and KV Begin Spec F), 58
- Switch, Rocker (KVD and KV Spec Begin Spec G), 53
- Switch, Rocker (KVD and KV, Begin Spec F), 57
- System, Choke (KVC, KVD, Gasoline), 14
- Tappet, 8

- Transformer (KV Spec A–F), 52
- Transformer (KVC), 54
- Transformer (KVD and KV Spec Begin Spec G), 53
- Tube, Breather, 9
- Tube, Endbell, 45
- Tube, Exhaust (KV), 33
- Tube, Exhaust (KVC), 31

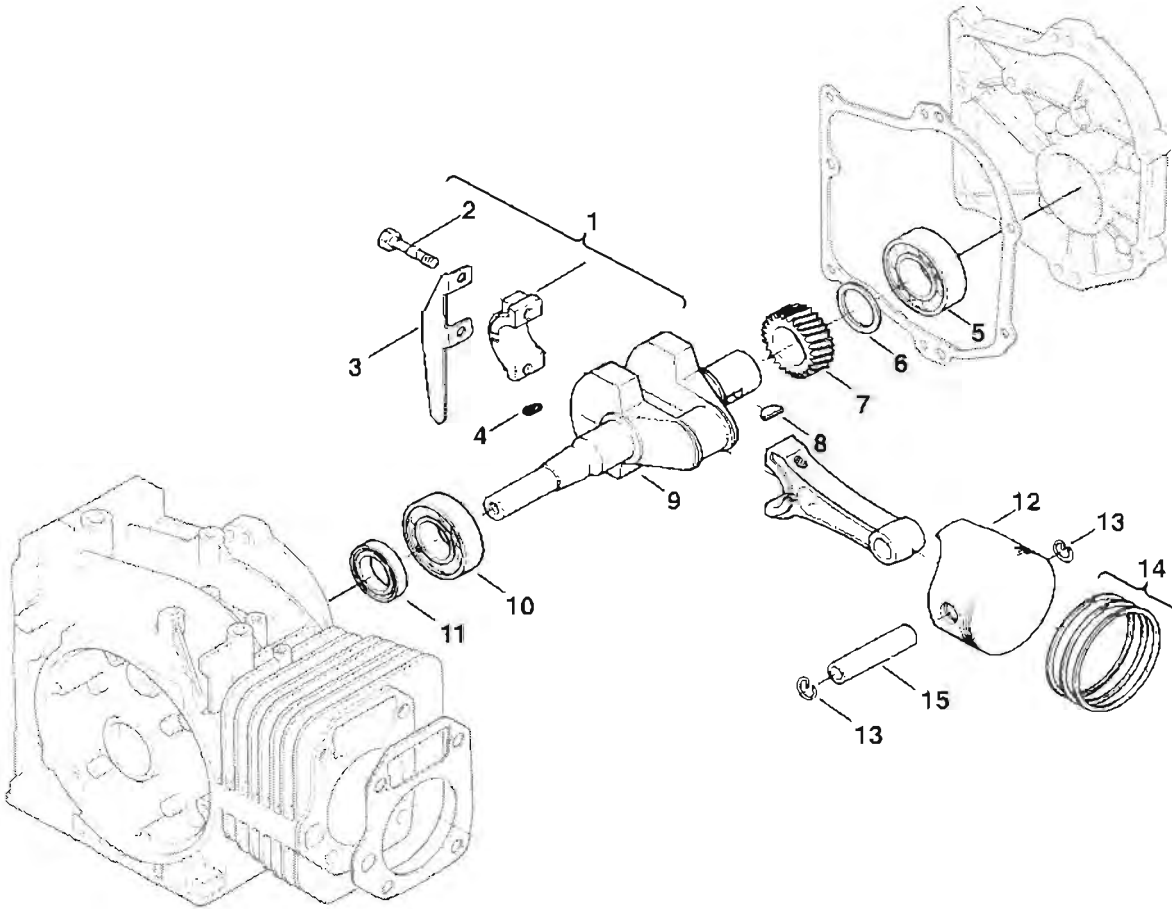
- Tube, Oil Fill, 10
- Valve, Exhaust, 6
- Valve, Intake, 6
- Voltmeter (KVD and KV Begin Spec F), 58

Cylinder Block



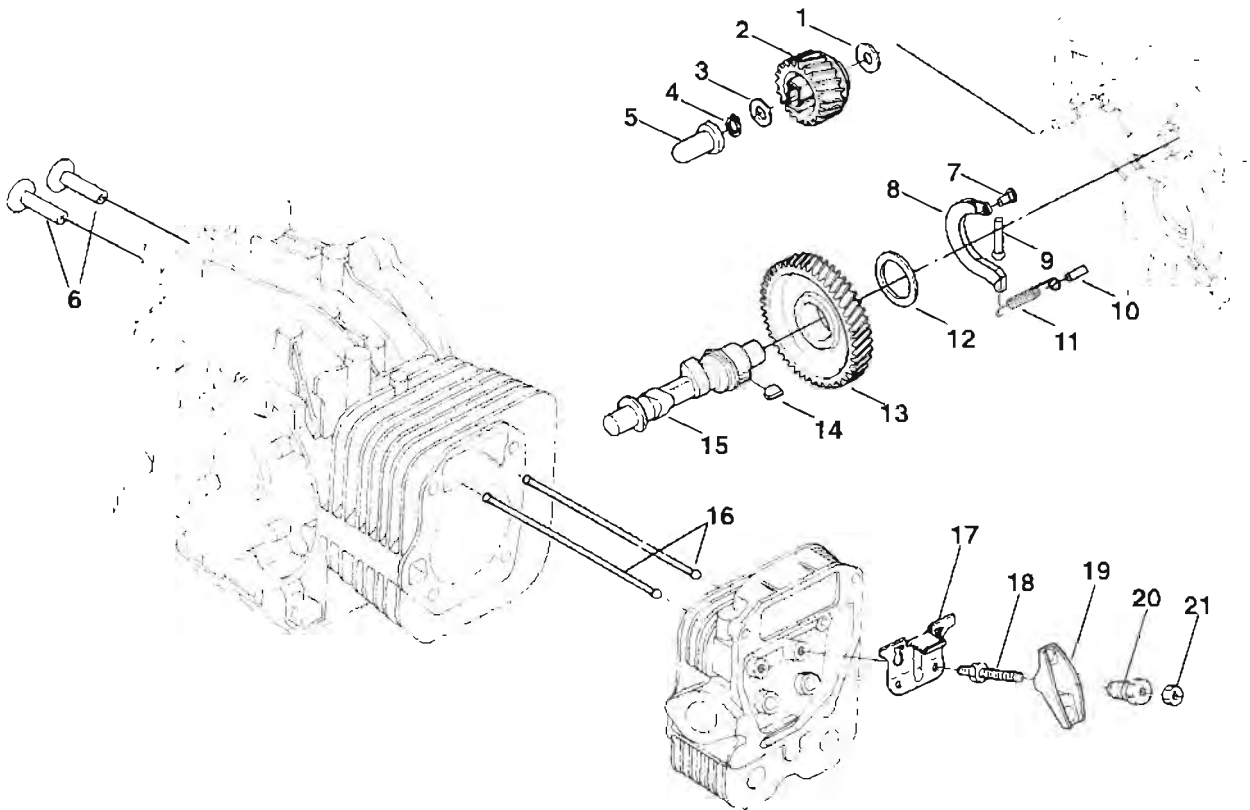
REF NO.	PART NO.	QTY USED	PART DESCRIPTION	REF NO.	PART NO.	QTY USED	PART DESCRIPTION
	100-3389	1	Engine, Replacement	11	308-1059	1	Switch, Low Oil Pressure (S2)
1	185-5193	1	Gearcase (Includes Pin)	12	185-5198	2	Bolt
2	185-5195	7	Bolt	13	185-5095	1	Gasket, Head
3	185-3175	2	Pin, Alignment	14	185-5097	2	Pin, Alignment
4	185-5194	1	Gasket, Gearcase	15	185-5202	1	Valve, Exhaust
5	185-3730	4	Bolt	16	185-5201	1	Valve, Intake
6	185-5199	1	Slinger, Oil	17	185-5200	1	Head, Cylinder (Includes Valve Guides and Valve Seats)
7	185-5196	1	Block, Cylinder	18	185-5099	1	Breather
8	403-4417-02	1	Bracket, Lifting	19	185-5096	4	Bolt, Cylinder Head
9	332-2634	1	Clamp, J (LP Sets)	20	185-5313	1	Seal, Intake Valve
10			Screw, Hex Head Thread Form	21	185-5203	2	Spring, Valve
	815-0709-01	1	KVC, Spec A (M8 x 1.25 x 18mm)	22	185-5204	2	Retainer, Valve Spring
	815-0508	1	KV, KVC (Begin Spec B) and KVD (5/16-18 x .75")	23	185-5205	2	Cotter

Crankshaft



REF NO.	PART NO.	QTY USED	PART DESCRIPTION	REF NO.	PART NO.	QTY USED	PART DESCRIPTION
1	185-5112	1	Rod, Connecting (Includes Following Bolt and Splasher)	7	185-5116	1	Gear, Crankshaft
2	185-5113	2	Bolt, Connecting Rod	8	185-3088	1	Key, Crankshaft
3	185-5114	1	Splasher	9			Crankshaft
4	185-3085	1	Key, Crankshaft		185-5115	1	Spec A-B
5	185-5118	1	Bearing, Ball		185-7091	1	Begin Spec C
6			Shim, Crankshaft		185-7091	1	KVC, KVD
	185-4547	1	.10mm	10	185-5117	1	Bearing, Ball
	185-3371	1	.20mm	11	185-3761	1	Seal, Oil
	185-3366	1	.25mm	12	185-5109	1	Piston
	185-3367	1	.30mm	13	185-3416	2	Ring, Retaining
	185-3365	1	.35mm	14	185-5110	1	Kit, Piston Ring
	185-3368	1	.40mm	15	185-5111	1	Pin, Piston
	185-3370	1	.45mm				
	185-3369	1	.50mm				

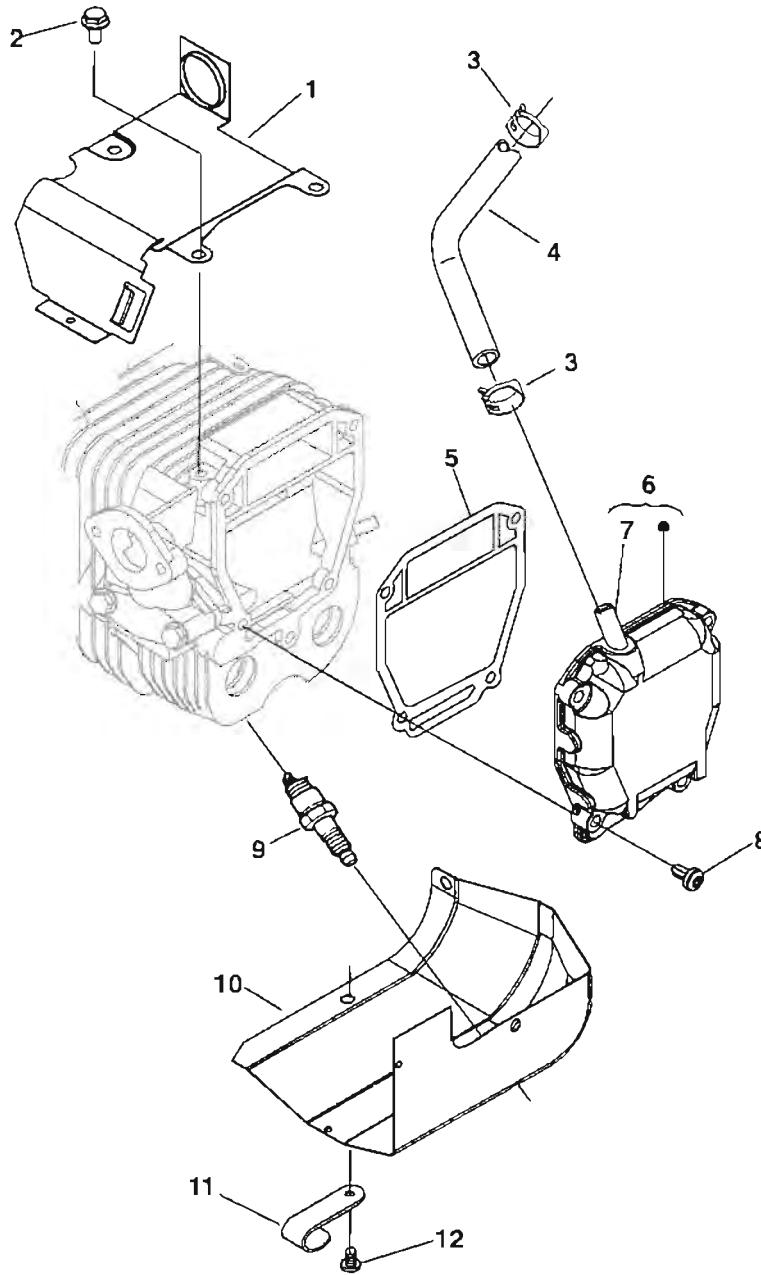
Camshaft



REF NO.	PART NO.	QTY USED	PART DESCRIPTION	REF NO.	PART NO.	QTY USED	PART DESCRIPTION
1	526-2078	1	Washer	13			Gear, Camshaft KV
2	185-3674	1	Gear, Governor		185-5108	1	Spec A, B
3	526-2077	1	Washer		185-2914	1	Begin Spec C
4	150-2275	1	Stopper		185-2914	1	KVC, KVD
5	185-3675	1	Sleeve, Governor	14	185-3389	1	Key, Camshaft
6	185-5106	2	Tappet	15			Camshaft KV
7	150-2302	1	*Shaft, Flyweight		185-5107	1	Spec A, B
8	185-2731	1	*Flyweight		185-6375	1	Begin Spec C (Includes Parts Marked *)
9	185-6374	1	Pin, Decompression (KVC, KVD and KV, Begin Spec C)		185-6375	1	KVC, KVD (Includes Parts Marked *)
10	150-2305	1	*Pin, Decompression Spring	16	185-5103	2	Rod, Push
11	185-6373	1	Spring, Decompression (KVC, KVD and KV, Begin Spec C)	17	185-5104	1	Guide, Push Rod
12			Shim, Camshaft	18	185-5105	2	Stud
	185-4551	1	.10mm	19	185-5100	2	Arm, Rocker
	185-3399	1	.20mm	20	185-5101	2	Nut (Special)
	185-3393	1	.25mm	21	185-5102	2	Nut
	185-3394	1	.30mm				
	185-3392	1	.35mm				
	185-3395	1	.40mm				
	185-3396	1	.45mm				
	185-3397	1	.50mm				
	185-3398	1	.55mm				

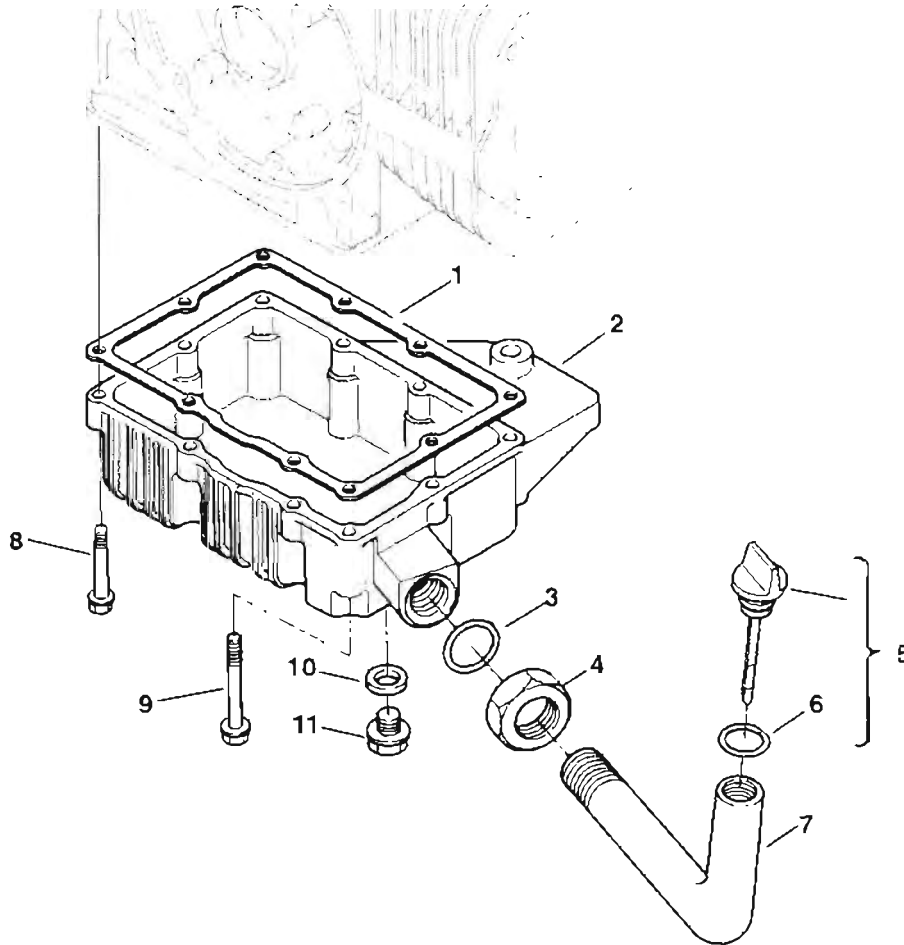
* - Parts Included with Camshaft KVC, KVD and KV Beginning Spec C.

Cylinder Head Cover



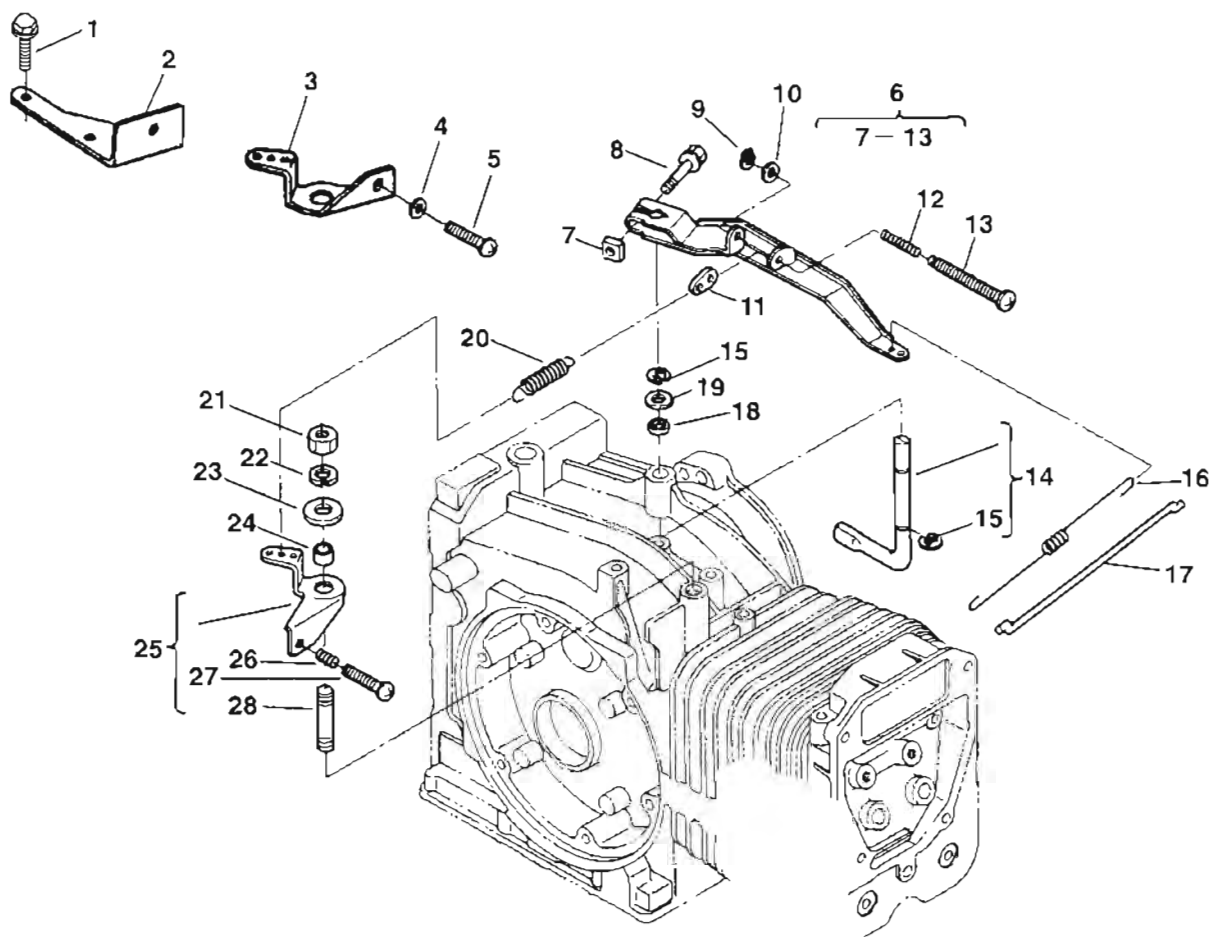
REF NO.	PART NO.	QTY USED	PART DESCRIPTION	REF NO.	PART NO.	QTY USED	PART DESCRIPTION
1	185-5160	1	Housing, Top Air Guide	6	185-5156	1	Cover, Cylinder Head (Includes Breather Tube)
2	185-3730	3	Bolt	7	185-5157	1	Tube, Breather
3	503-1445-06	2	Clamp, Breather Hose	8	185-5159	4	Bolt
4			Hose, Breather KV	9	167-0263-02	1	Plug, Spark (E1)
	123-2044	1	Spec A-F	10	134-4636-01	1	Housing, Bottom Air Guide
	123-2129	1	Begin Spec G	11	518-0533	1	Clip, "J" (KV, KVC)
	123-2129	1	KVC, KVD Gas (See page 21 for LP)	12	823-0003-06	3	Screw, Pan Head Torx Thread Form (M6 x 1 x 12mm)
5	185-5158	1	Gasket, Cover				

Oil Base



REF NO.	PART NO.	QTY USED	PART DESCRIPTION	REF NO.	PART NO.	QTY USED	PART DESCRIPTION
1	185-5120	1	Gasket, Oil Base	7	185-5124	1	Tube, Oil Fill
2	185-5119	1	Base, Oil	8	185-5121	6	Bolt
3	185-5126	1	O'Ring	9	185-5122	4	Bolt
4	185-5125	1	Nut	10	185-3077	1	Gasket
5	185-5123	1	Indicator, Oil Level (Includes O'Ring)	11	102-1367	1	Plug, Oil Drain (M12 x 1.25mm)
6	185-3078	1	O'Ring				

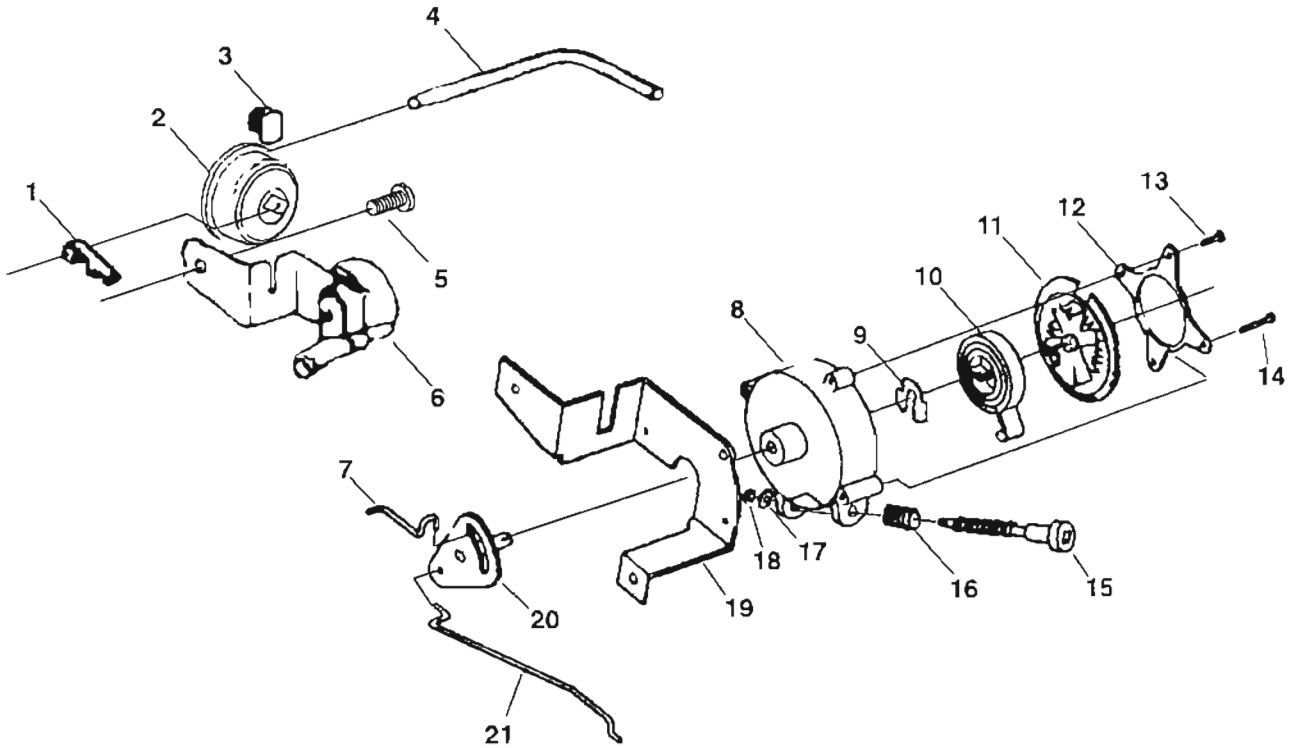
Governor



REF NO.	PART NO.	QTY USED	PART DESCRIPTION	REF NO.	PART NO.	QTY USED	PART DESCRIPTION
1	815-0261	2	Screw, Hex Washer Head Thread Form (1/4-20 x 1/2")(LP)	15	518-0576	2	Clip, Retainer
2	150-2450-02	1	Stop, Governor Adjust (LP)	16	185-5152	1	Spring, Rod
3	150-2449-02	1	Arm, Governor Adjust (LP)	17	185-5151	1	Rod, Governor
4	526-0003	1	Washer, Flat (3/16") (LP)	18	150-2448	1	Gasket
5	812-0087	1	Screw, Round Head Machine (8-32 x 1.5")(LP)	19	185-7221	1	Washer, Flat
6	185-6955	1	Lever, Governor (Includes Parts Marked *)	20	185-5150	1	Spring, Governor
7	185-5148	1	*Nut	21	185-2366	1	Nut, Flanged (M8)
8	185-6677	1	*Bolt	22	185-6957	1	Washer, Spring Lock
9	185-7090	1	*Clip, Retainer	23	185-4499	1	Plate, Pressure
10	185-5145	1	*Washer, Flat	24	185-4498	1	Collar
11	150-2396	1	*Holder, Governor Spring	25	151-0700	1	Lever, Control (Includes Screw and Spring)(Gasoline Sets)
12	150-2394	1	*Spring	26	150-2394	1	Spring
13	150-2395	1	*Screw	27	150-2514	1	Screw
14	185-5149	1	Shaft, Governor Lever (Includes Retainer Clip)	28	150-2286	1	Stud

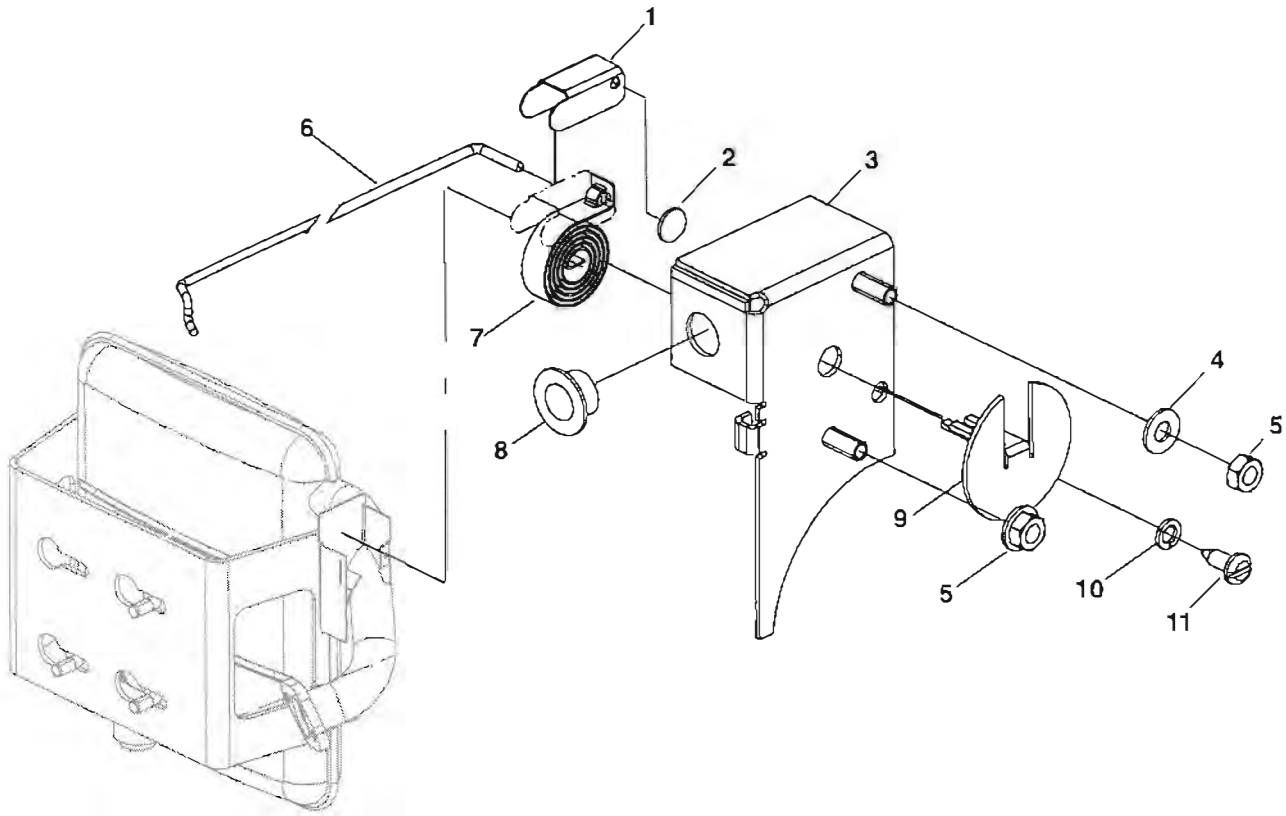
* - Parts Included in Governor Lever.

Choke System (KV Spec A, B)



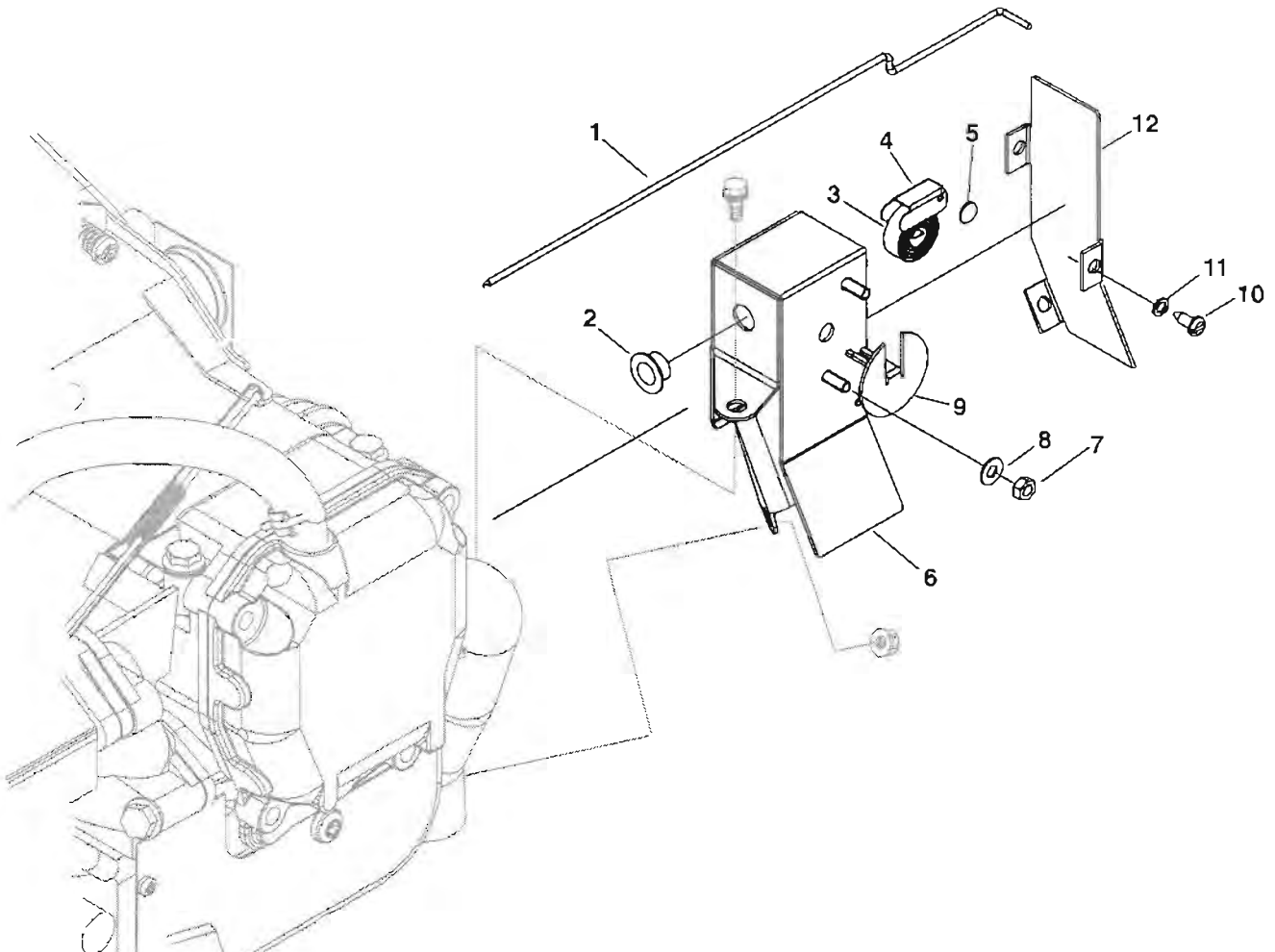
REF NO.	PART NO.	QTY USED	PART DESCRIPTION	REF NO.	PART NO.	QTY USED	PART DESCRIPTION
1	518-0371	1	Clip, Rod End	13	823-0002-04	2	Screw, Pan Head Thread Forming with Socket Drive and IT Lockwasher (M4 x 0.7 x 12mm)
2	153-0600	1	Diaphragm, Pull Off	14	823-0006-01	2	Screw, Pan Head Thread Forming with Socket Drive and IT Lockwasher (M4 x 0.7 x 30mm)
3	518-0450	1	Clip, "U"	15	153-0595	1	Screw, Choke Adjust
4	503-1338	1	Hose, Vacuum	16	153-0610	1	Spring, Choke Adjust
5	823-0003-05	2	Screw, Socket Drive Pan Head (M6 x 1 x 14mm)	17	526-0008	1	Washer, Flat
6	153-0604	1	Choke (H1)	18	518-0129	1	Ring, Extension Retaining
7	153-0599	1	Link, Pull Off	19	153-0605-02	1	Bracket, Choke Mounting
8	153-0611	1	Housing, Choke	20	153-0598	1	Shaft, Choke
9	518-0532	1	Ring, Choke Retaining Adjust	21	153-0596	1	Linkage, Choke
10	153-0554	1	Element, Thermostat				
11	153-0602	1	Cover, Choke (Includes Choke Heater Element, Washers and Heater Spider)				
12	153-0609	1	Retainer, Choke Cover				

Choke System (KV Begin Spec C)



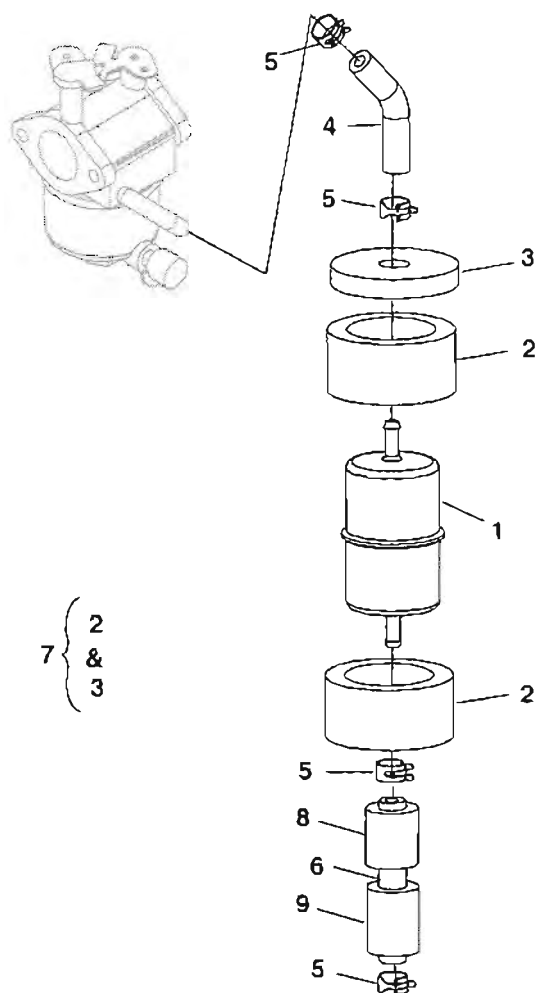
REF NO.	PART NO.	QTY USED	PART DESCRIPTION	REF NO.	PART NO.	QTY USED	PART DESCRIPTION
1	153-0659	1	Cover, Element	7	153-0640	1	Element, Thermostat
2	517-0305	1	Cap, Dome	8	232-3720	1	Bearing, Choke Flange
3	153-0647-02	1	Cover, Choke	9	153-0651-02	1	Cover, Choke
4	526-0003	2	Washer, Flat (#8)	10	850-0020	1	Washer, Lock (#6)
5	860-2005	2	Nut, Lock Flange (M4)	11	808-0008	1	Screw, Pan Head (#6 x 3/8")
6	153-0645	1	Linkage, Choke				

**Choke System
KVC, KVD
(Gasoline)**



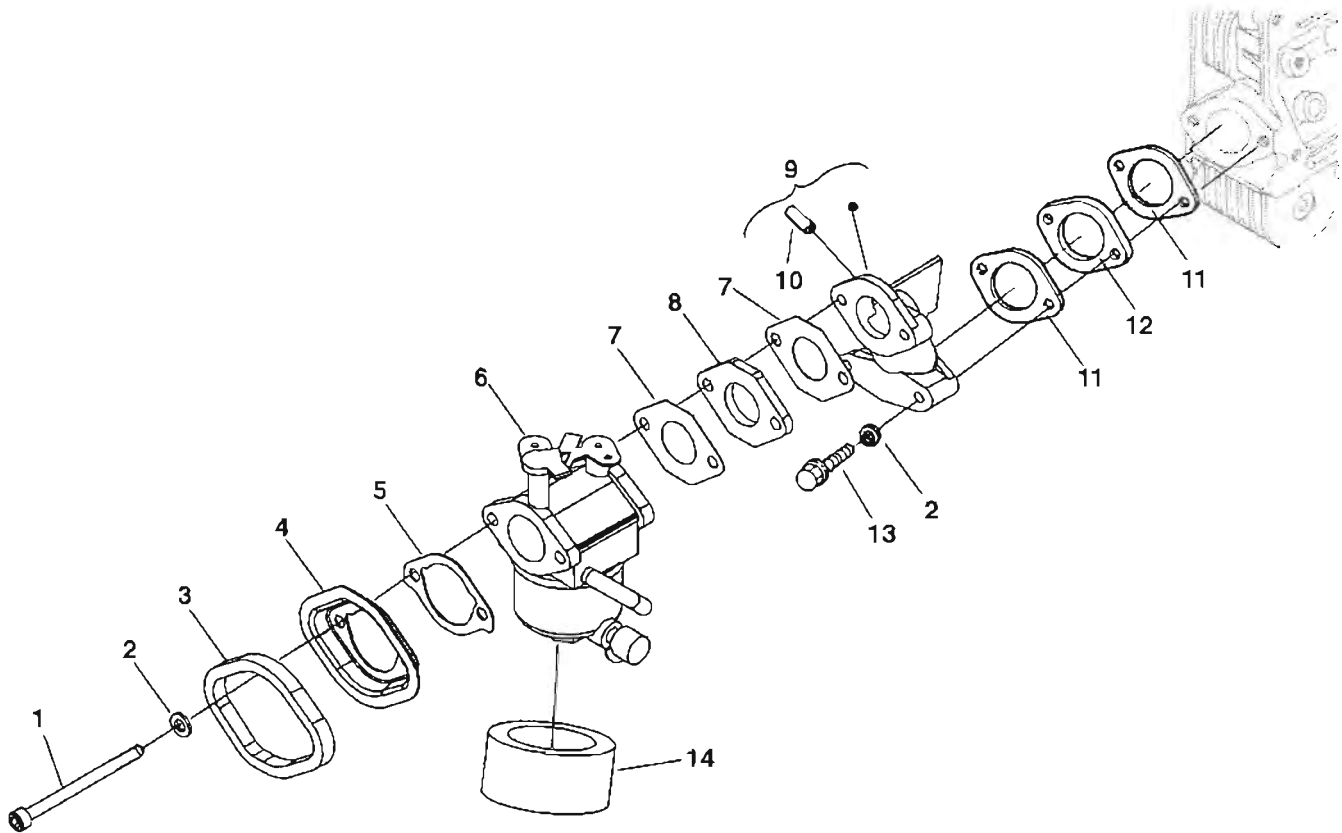
REF NO.	PART NO.	QTY USED	PART DESCRIPTION	REF NO.	PART NO.	QTY USED	PART DESCRIPTION
1	153-0693	1	Linkage, Choke	8	526-0003	2	Washer, Flat (#8)
2	232-3720	1	Bearing, Choke Flange	9	153-0651-02	1	Cover, Choke
3	153-0640	1	Element, Thermostat	10	808-0008	3	Screw, Pan Head Sheet Metal (#6-32 x .38)
4	153-0659	1	Cover, Element	11	850-0020	3	Washer, Lock (#6)
5	517-0305	1	Cap, Dome	12	153-0692-02	1	Cover, Choke Housing
6	153-0691-02	1	Housing, Choke				
7	860-2005	2	Nut, Lock Flange (M4 x .7)				

Fuel Filter Gasoline



REF NO.	PART NO.	QTY USED	PART DESCRIPTION	REF NO.	PART NO.	QTY USED	PART DESCRIPTION
1	149-2137	1	Filter, Fuel	7	541-0558	1	Kit, Filter Cover (Includes Fuel Filter Foam, Foam Cover and Fuel Filter Foam Shown on Carburetor Page)
2	149-2633	1	Foam, Fuel Filter KV	8	898-1196-26	1	Sleeving, Convoluted (21") KV, KVD
	149-2633	2	KVC, KVD		898-1196-27	1	KVC
3	149-2636	1	Cover, Fuel Filter (KVC, KVD)	9	898-1196-25	1	Sleeving, Convoluted (KVD, 5-3/4")
4	503-1418	1	Hose, Upper Fuel KV Spec A (85mm)				
	503-1777	1	KV Begin Spec B (70mm) and KVC, KVD Begin Spec A				
5	503-0731	4	Clamp, Black Hose				
6	503-1418	1	Hose, Lower Fuel KV Spec A (85mm)				
	503-1777	1	Spec B (70mm)				
	503-1824	1	Begin Spec C (600mm) KVC (279mm)				
	503-1777	1	Spec A				
	503-2146	1	Begin Spec B				
	503-2300	1	KVD (825mm) Begin Spec A				

Gasoline Carburetor

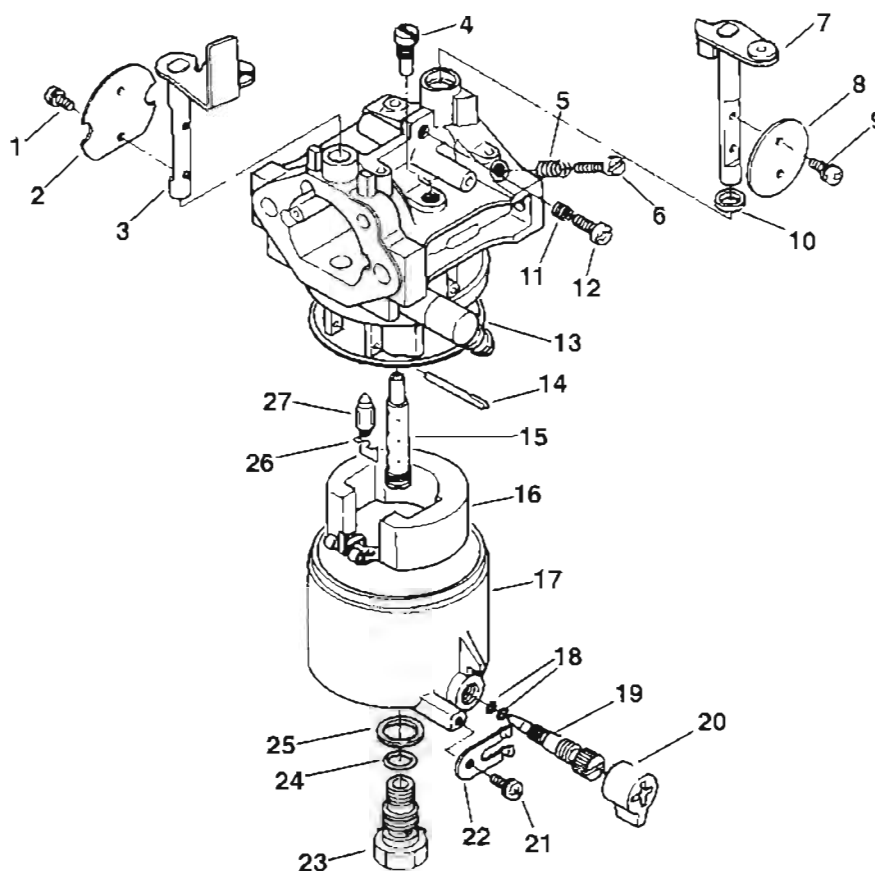


REF NO.	PART NO.	QTY USED	PART DESCRIPTION	REF NO.	PART NO.	QTY USED	PART DESCRIPTION
	146-0705	1	Kit, Carburetor (KV Begin Spec E, KVC Begin Spec C and KVD Begin Spec A)	7	140-2981	2	*Gasket, Carburetor Insulator
1	185-5129	2	Bolt (M6 x 1 x 80mm)	8	185-5134	1	KV Spec A-D
2	740-1004	2	Washer, Flat (M6)		140-2980	1	KV Begin Spec E, KVC Begin Spec C, KVD Begin Spec A
3	145-0589	1	Gasket, Carburetor Flange	9	185-5135	1	Elbow, Intake (Includes Vacuum Hose Pipe)
4	185-5127	1	Flange, Air Cleaner KV Spec A-D	10	185-5136	1	Pipe, Vacuum Hose (KV, Spec A & B with hole)
	140-2978	1	KV Begin Spec E, KVC Begin Spec C, KVD Begin Spec A	11	185-5137	2	Gasket, Intake Elbow
5			Gasket, Flange KV	12	185-5138	1	Insulator
	185-5128	1	Spec A-D	13	185-5139	2	Bolt, Flange
	140-2979	1	* Begin Spec E, KVC, KVD Carburetor KV	14	149-2633	1	+Foam, Fuel Filter (KVC, KVD)
6	146-0540	1	Spec A, B				
	146-0569	1	Spec C-D				
	146-0802	1	* Begin Spec E (Includes Gaskets Marked *)				
	146-0802	1	KVC Begin Spec A (Includes Parts Marked *)				
	146-0802	1	KVD Begin Spec A (Gaskets Marked *)				

* - Parts Included when ordering carburetor 146-0802 or carburetor kit 146-0705.

+ Filter Foam Included in Filter Cover Kit Listed on Fuel Filter Page.

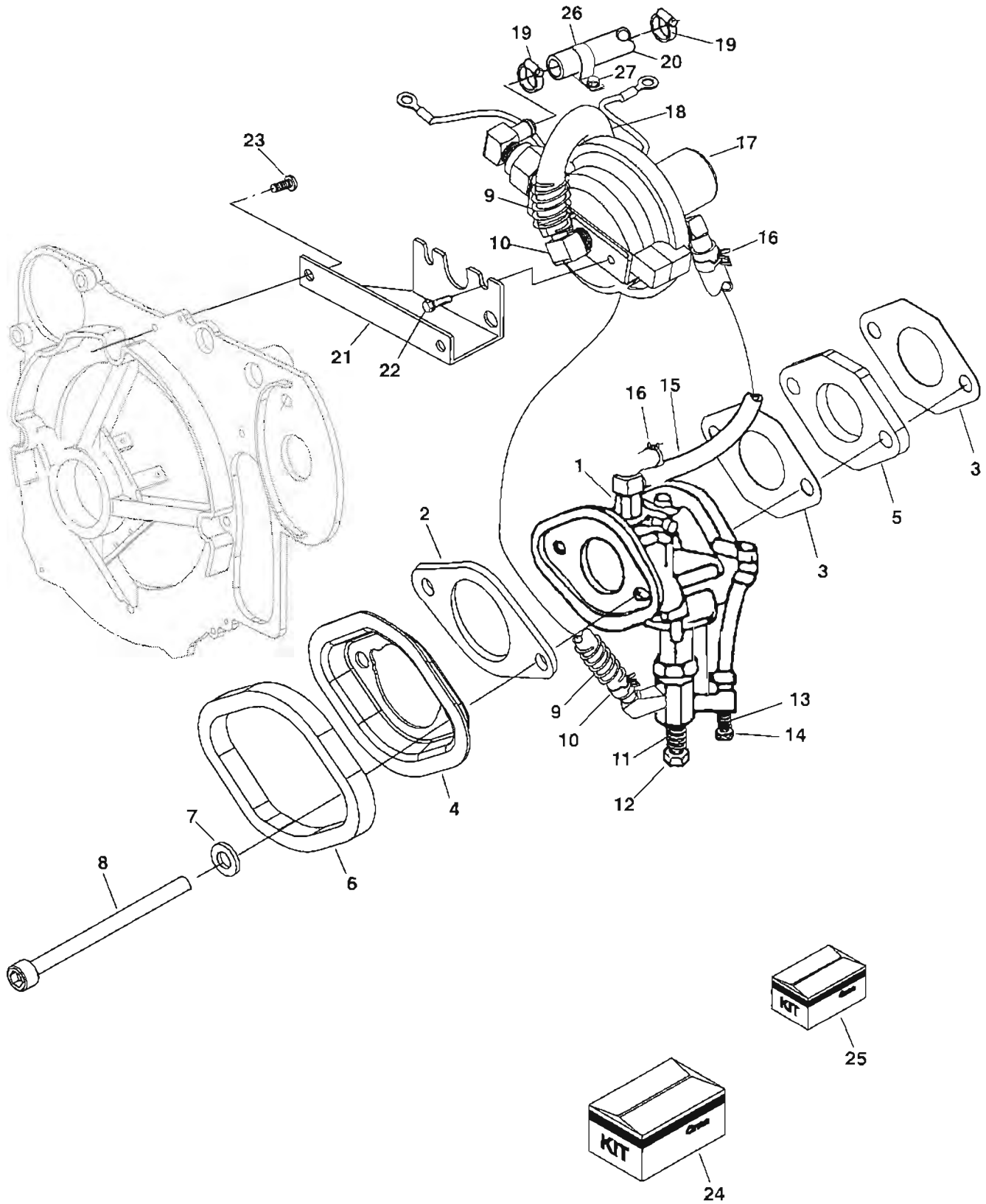
Gasoline Carburetor *Components (KV Spec A-B)



REF NO.	PART NO.	QTY USED	PART DESCRIPTION	REF NO.	PART NO.	QTY USED	PART DESCRIPTION
	146-0540	1	Carburetor	16	185-5179	1	Float
1	185-5165	2	Screw	17	185-5175	1	Body, Float
2	185-5164	1	Valve, Choke	18	185-5183	2	O'Ring
3	185-5168	1	Shaft, Choke	19	185-5182	1	Adjuster
4	185-5166	1	Jet, Pilot	20	185-5181	1	Cap
5	185-3245	1	Spring	21	185-5184	1	Screw
6	185-5167	1	Adjuster	22	185-5172	1	Plate, Spring
7	185-5170	1	Shaft, Throttle	23	185-5314	1	Bolt, Float Body
8	185-5163	1	Valve, Throttle	24	185-5176	1	O'Ring
9	185-4558	2	Screw	25	185-5177	1	Washer
10	185-5186	1	Seal	26	185-5185	1	Clip (Obsolete)
11	185-4563	1	Spring	27	185-5173	1	Needle
12	185-5169	1	Screw				
13	185-5178	1	Packing, Chamber - Float				
14	185-5174	1	Pin				
15	185-5180	1	Nozzle, Main				

* - Service Parts Not Available for Other Carburetors.

LPG Carburetor/Regulator (KV Spec A-K and KVD Spec A)

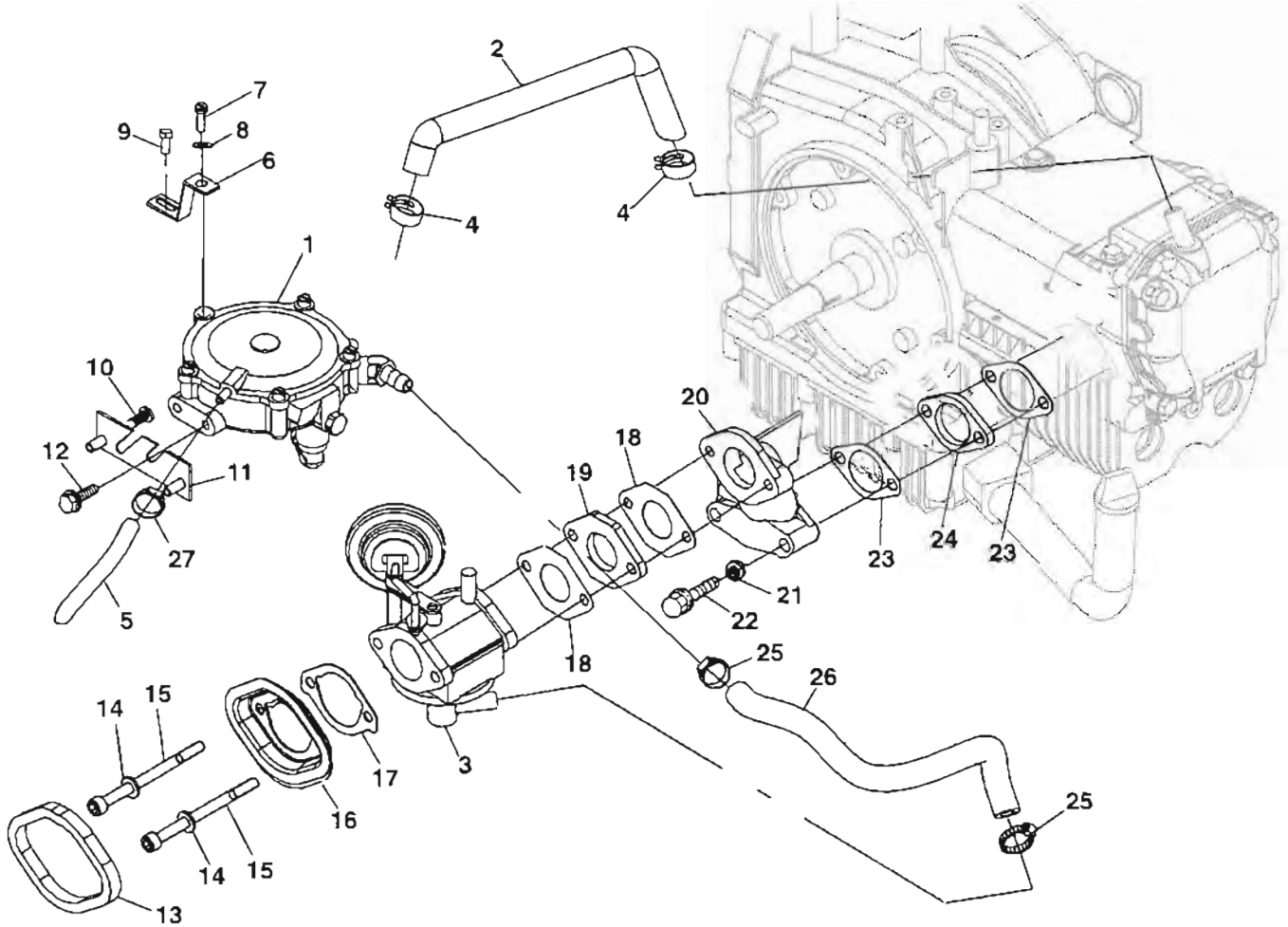


LPG Carburetor/Regulator (KV Spec A-K and KVD Spec A-B)

REF NO.	PART NO.	QTY USED	PART DESCRIPTION	REF NO.	PART NO.	QTY USED	PART DESCRIPTION
1			Carburetor	541-0808	1	~	Spec H-J (11.8")
	146-0545	1	KV Spec A,B (Includes Parts Marked *)	503-2143-05	1	~	Begin Spec K (300mm)
	146-0570	1	Spec C, D	503-2143-05	1	~	KVD (300mm)
	146-0721	1	Spec E, F, G (Includes Gaskets Marked ◊)	19 503-1133	2		Clamp, Hose
	146-0770	1	Spec H	20 503-2004	1		Hose, Fuel (25")
	146-0801	1	Begin Spec J-K (Includes Parts Marked ~)	21			Bracket, Regulator KV
	146-0801	1	KVD Spec A	148-0932-02	1		Spec A-G
	146-0840	1	Begin Spec B	148-1124-02	1		Spec H-K
2	140-2979	1	◊Gasket, Flange	148-1124-02	1		KVD
3	140-2981	2	◊Gasket, Carburetor Flange, Air Cleaner	22 821-0004	2		Screw, Self-Locking Hex Head Flange (#10-32 x 5/16)
4			KV Spec A-D	23 823-0003-05	2		Screw, Pan Head (M6 x 1 x 14mm)
	185-5127	1	Spec E-K	24 146-0753	1		Kit, Carburetor (Conversion) (Used to Replace KV Spec A-D)
	140-2978	1	KVD				Carburetor and Components (Includes Parts Marked @)
	140-2978		Insulator	140-2978	1	@	Flange, Air Cleaner
5			KV Spec A-D	140-2979	1	@	Gasket, Air Cleaner
	185-5134	1	Spec E-K	140-2980	1	@	Insulator
	140-2980	1	KVD	140-2981	2	@	Gasket, Insulator
6	145-0589	1	Gasket, Carburetor Flange	145-0589	1	@	Gasket, Carburetor Flange
7	740-1004	2	Washer, Flat	146-0667	1	@	Carburetor, LPG Emission
8	185-5129	2	Bolt (M6 x 1 x 80mm)	502-1300	1	@	Reducer, Hose Barb
9	880-0528	2	Spring, Regulator Hose(Used on KV during Spec F, G Only)	503-0731	2	@	Clamp, Hose
10	503-1133	2	~Clamp, Hose	503-1199	1	@	Hose, Vent
11	146-0576	1	+*Spring, Load Adjust	503-1851	4	@	Clamp, .69 Hose
12	146-0575	1	+*Screw, Load Adjust	503-2004	1	@	Hose, LPG Fuel (12")
13	146-0574	1	+*Spring, Idle Adjust	880-0528	1	@	Spring, Regulator Hose
14	146-0573	1	+*Screw, Idle Adjust	25 146-0760	1		Kit, Carburetor Service (Used to Service KV Spec A-D Carburetors (Includes Parts Marked +))
15			Hose, Vent	26 332-1356	1		Clamp, Loop
	503-2004	1	KV Spec A-D (4.2")	27 815-0261	1		Screw
	503-1199	1	Begin Spec E (No Shorter Than 23")				
	503-1199	1	KVD (No Shorter Than 23")				
16	503-0731	2	~Clamp, Hose				
17			Regulator				
	148-0963	1	KV Spec A-D				
	148-1012	1	Spec E-G				
	148-1125	1	~ Begin Spec H				
	148-1125	1	~ KVD				
18			Hose, Outlet Fuel				
	503-2004	1	KV Spec A-D (4.4")				
	503-2008	1	Spec E-G (4/38")				

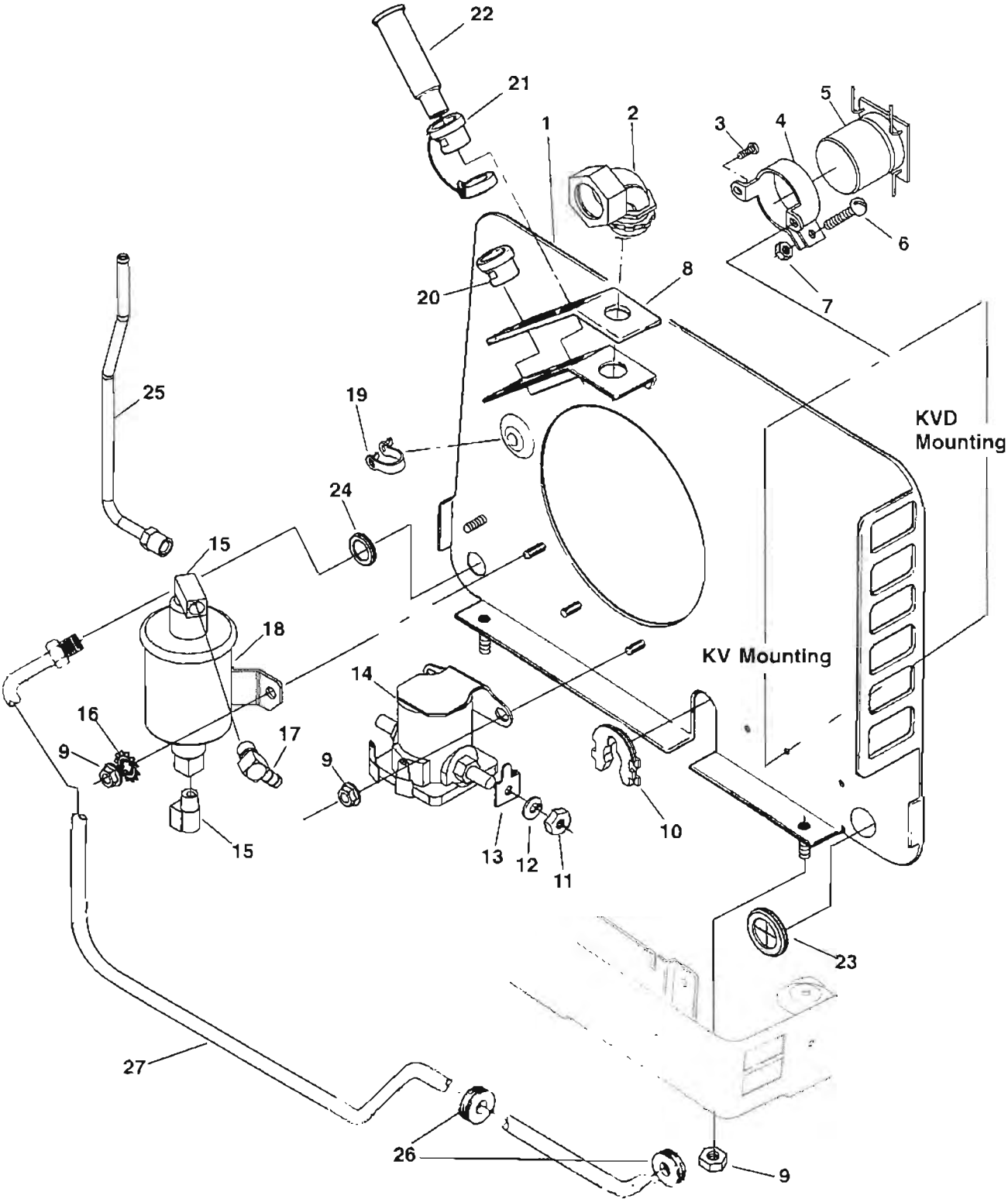
* - Parts Included with KV Spec A, B Carburetor.
~ - Parts Included with KV Spec J-K Carburetor.
◊ - Gaskets Included with KV Spec E-G Carburetor.
@ - Parts Included in LPG Conversion Carburetor Kit.
+ - Parts Included in LPG Carburetor Service Kit.

LPG Mixer
LP (KV FR11540, FA26120, FR26119 Begin Spec L
and KVD 2089 3730 Begin Spec B)



REF NO.	PART NO.	QTY USED	PART DESCRIPTION	REF NO.	PART NO.	QTY USED	PART DESCRIPTION
1	148-1260	1	Regulator, Fuel Obsolete	12	821-0010	2	Screw, Locking Hex Head Flange (1/4-20UNF x 12")
	148-1284	1	2KVFR26119, 2.5KVFR11540, 2.5KVFA26120, 2.5KVD2089, 2KVD3730	13	145-0589	1	Gasket, Carb Flange
2	123-2129	1	Hose, Breather	14	740-1004	2	Washer, Flat (M6)
3	146-0830	1	Mixer Obsolete	15	185-5129	2	Bolt, (M6 x 1 x 80mm)
	146-0840	1	LPG (60Hz)	16	140-3499-02	1	Flange, Air Cleaner Obsolete
	146-0841	1	LPG (50Hz)		140-2978	1	LPG 60 and 50 Hz
4	503-1445-06	2	Clamp, Hose	17	140-2979	1	Gasket, Air Cleaner
5	503-1418	1	Hose, Fuel	18	140-2981	2	Gasket, Insulator
6	148-1267-02	1	Bracket, Fuel Regulator	19	140-2980	1	Insulator
7	813-0103	1	Screw, Round Head (Mach)	20	185-5135	1	Elbow, Intake
8	850-0030	1	Washer, Spring Locking	21	740-1004	2	Washer, Flat (M6)
9	815-0261	1	Screw, Hex Thread Form Round, Head (Mach)	22	185-5129	2	Bolt, Flange
10	823-0003-04	1	Round, Head (Mach)	23	185-5137	2	Gasket, Intake Elbow
11	148-1261-02	1	Bracket, Fuel Regulator	24	185-5138	1	Insulator
				25	503-0446	2	Clamp, Hose
				26	503-2143-08	1	Hose, Vapor, LP
				27	503-0731	1	Hose, Clamp

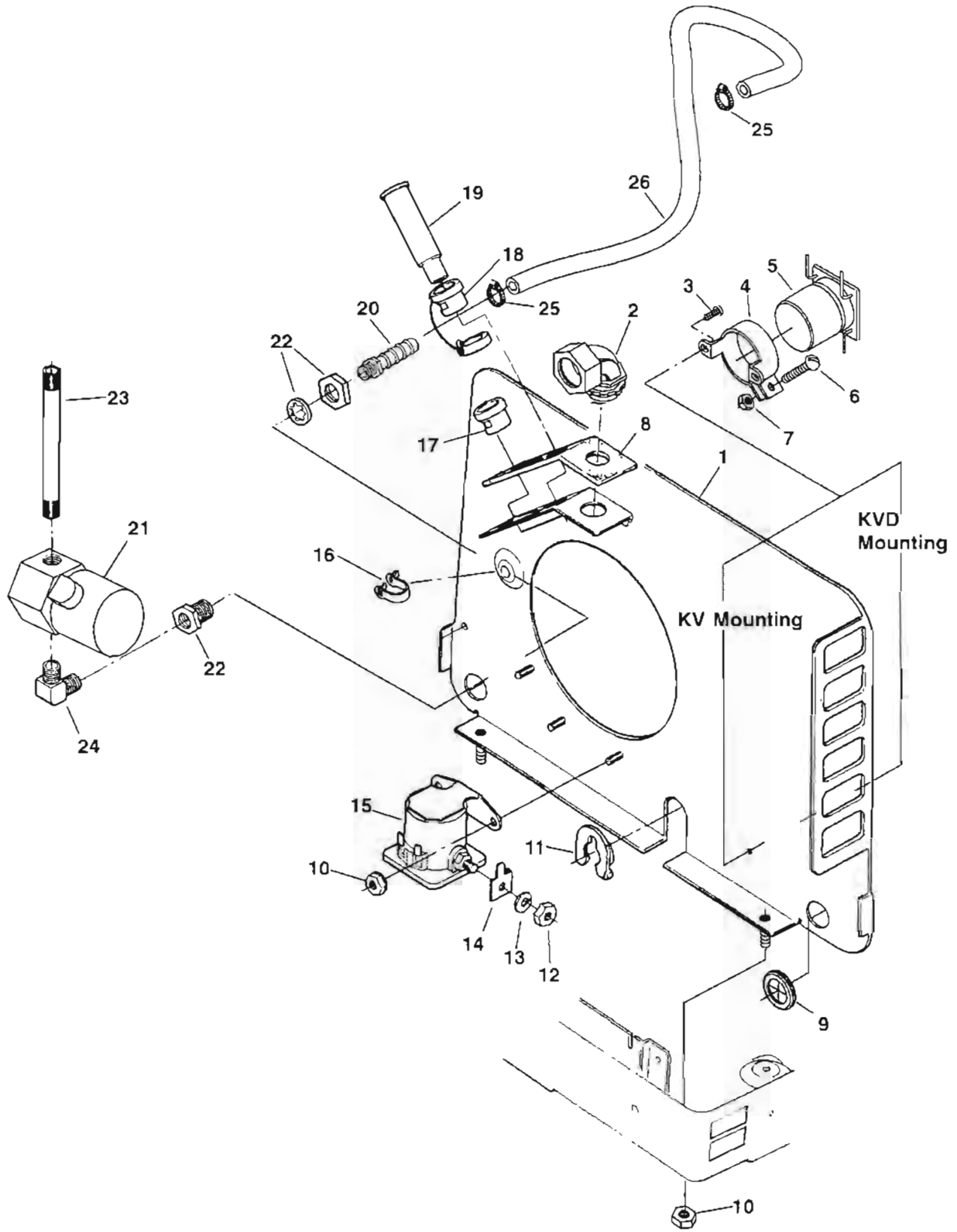
**Inlet Baffle
KV, KVD
(Gasoline)**



**Inlet Baffle
KV, KVD
(Gasoline)**

REF NO.	PART NO.	QTY USED	PART DESCRIPTION	REF NO.	PART NO.	QTY USED	PART DESCRIPTION
1			Baffle, Inlet (Includes Conduit Elbow)	18			Pump, Electric Fuel (E2) KV
	405-3785	1	Spec A		149-2140	1	Spec A,B
	405-4321-02	1	Spec B		149-2588	1	Spec C-E
	405-4417-02	1	Spec C-E		149-2615	1	Spec F-K
	405-5827-02	1	Spec F-K		149-2615	1	FR11540, FR26119, FA26120, Begin Spec L and KVD 2089, 3730
	405-6973-04	1	FR11540, FR26119, FA26120 Begin Spec L and KVD 2089, 3730				3729
			3729	19			Begin Spec B
2	331-0521	1	Elbow, 90° Conduit		332-2900	1	Clamp KV Spec A,B
3	823-0001-01	2	Screw, Pan Head Trox (M3)		332-1420	1	Begin Spec C
4	356-0070	1	Clamp, Capacitor Mount		332-1420	1	KVD
5	300-4329	1	PCB Assy, Capacitor	20	508-0179	1	Bushing, Strain Relief
6	812-0066	1	Screw, Round Head Machine (#6-32 x .75")	21	323-1507	1	Bushing, Strain Relief
7	860-0006	1	Nut, Hex (#6-32)	22	167-1636	1	Boot, Insulation (B+ Lead)
8	405-5812	1	Gasket, Foam	23	508-1168	1	Grommet (KVD)
9	870-2054	6	Nut, Hex Flange Lock (M6 x 1mm)	24	508-1174	1	Grommet (KVD)
10	508-0293	1	Grommet	25			Line, Inlet Fuel KV
11	868-0002	2	Nut, Hex (5/16-24)		149-2120	1	Spec A,B
12	850-0045	2	Washer, Spring Lock (5/16")		149-2327	1	Begin Spec C
13	332-2897	2	Terminal		149-2327	1	KVD
14	307-2586	1	Relay, Start Solenoid	26	508-0289	2	Grommet, Fuel Line KV Spec A, B
15	502-0002	1	Elbow, Inverted Male (90°)	27	149-2300	2	Line Fuel (Includes Nut) KV Spec A, B
16	856-0006	2	Washer, EIT Lock (1/4")				
17	502-0313	1	Elbow, 90° Hose (KV Spec C-K and KVD)(Not used on KV Spec A,B)				

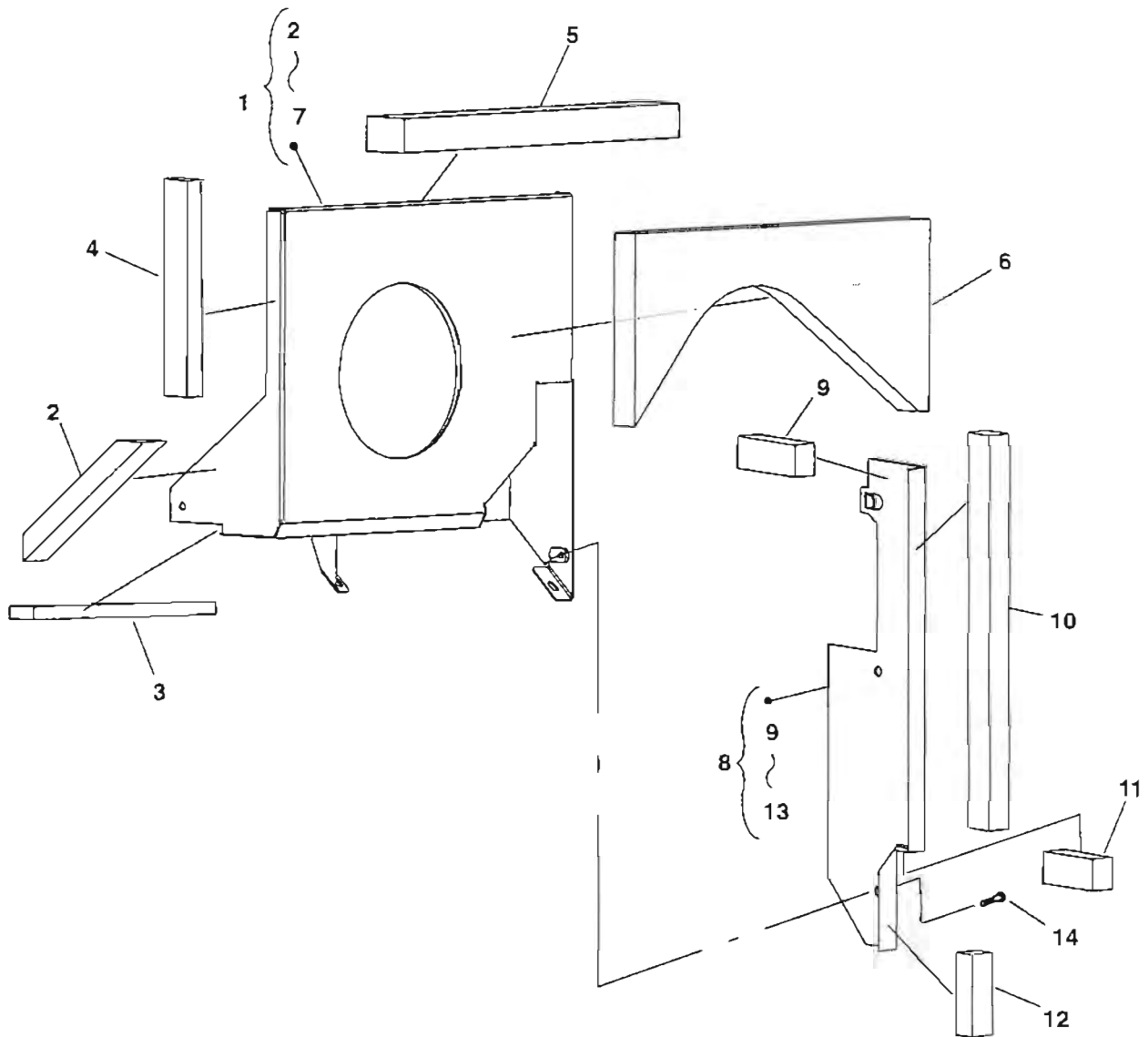
**Inlet Baffle
KV, KVD
(LP)**



**Inlet Baffle
KV, KVD
(LP)**

REF NO.	PART NO.	QTY USED	PART DESCRIPTION	REF NO.	PART NO.	QTY USED	PART DESCRIPTION
1			Baffle, Inlet (Includes Elbow)	16	332-1420	1	Clamp Begin(KVD and KV Spec C)
	405-5828-02	1	KV				
	405-6973-03	1	KVD	17	508-0179	1	Bushing, Strain Relief
2	331-0521	1	Elbow, 90° Conduit	18	323-1507	1	Bushing, Strain Relief
3	823-0001-01	2	Screw, Pan Head (M3)	19	167-1636	1	Boot, Insulation (B+ Lead)
4	356-0070	1	Clamp, Capacitor Mount	20	502-1162	1	Connector, Barbed Hose
5	300-4329	1	PCB Assy, Capacitor	21	307-2961	1	Solenoid, Shutdown
6	812-0066	1	Screw, Round Head Machine (#6-32 x .75")	22	502-1133	1	Coupling, Anchor
7	860-0006	1	Nut, Hex (#6-32)	23	149-2524-01	1	Line, Fuel Inlet
8	405-5812	1	Gasket, Foam	24	502-1140	1	Elbow, Male (.25 x 90°)
9	508-1122	1	Grommet (KVD)	25			Clamp, Hose
10	870-2054	4	Nut, Hex Flange Lock (M6 x 1mm)		503-1133	2	Spec C
					503-2309	2	Begin Spec L
11	508-0293	1	Grommet	26			Hose, Fuel Line (.375 ID x 25")
12	868-0002	2	Nut, Hex (5/16-24)				KV
13	850-0045	2	Washer, Spring Lock (5/16")		503-2004	1	Spec C
14	332-2897	2	Terminal		503-2143-02	1	Begin Spec L
15	307-2586	1	Relay, Start Solenoid (K1)		503-2143-02	1	KVD

Air Inlet Panel KVC

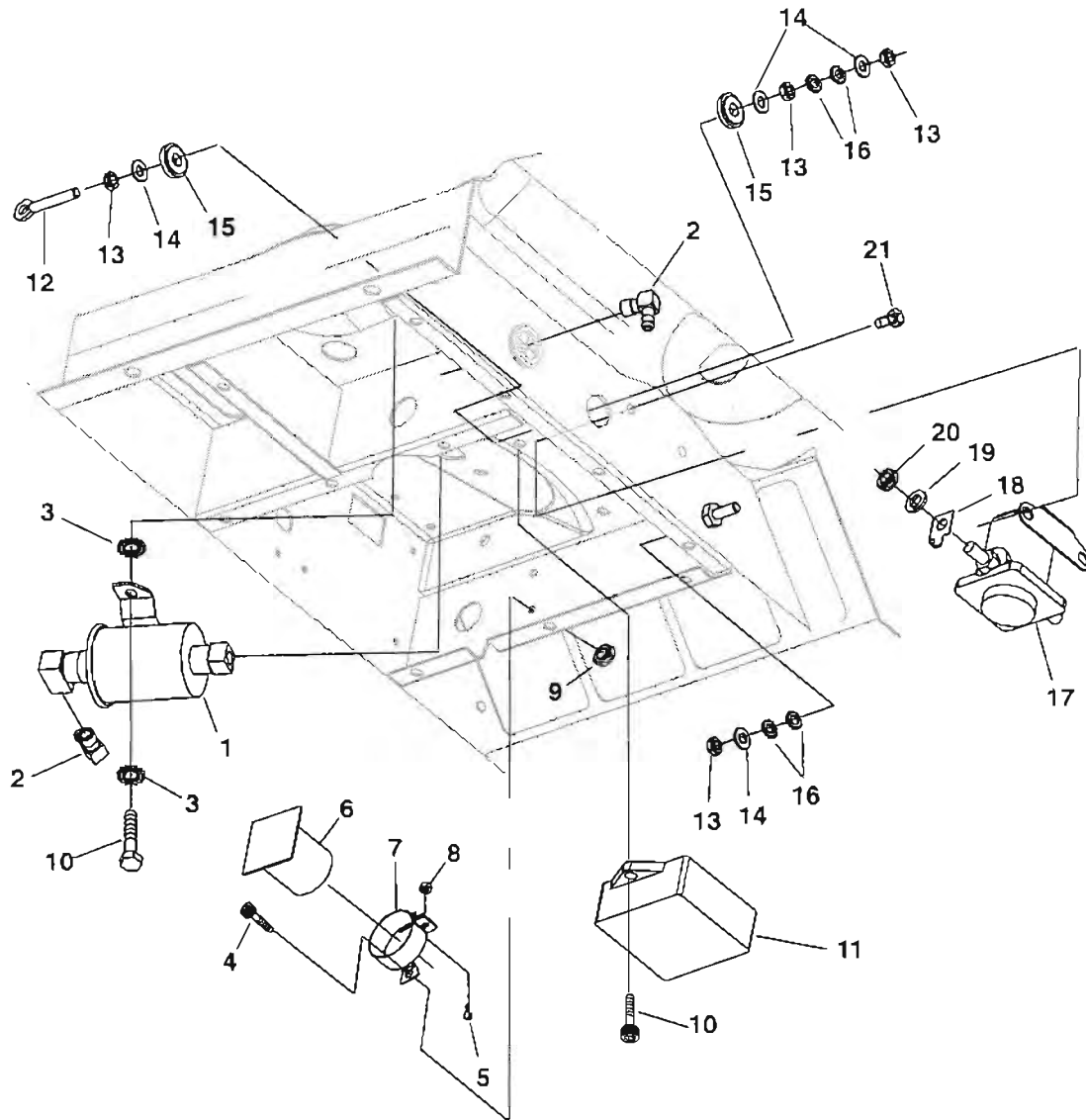


REF NO.	PART NO.	QTY USED	PART DESCRIPTION	REF NO.	PART NO.	QTY USED	PART DESCRIPTION
1	405-6451	1	Inlet Assy (Includes Parts Marked +)	10	405-6490-01	1	*Seal, Panel (312.5 x 25.4mm)
2	405-6454	1	+Seal, Air (187mm x 30mm)	11	405-6490-02	1	*Seal, Panel (59.2 x 25.4mm)
3	405-6509	1	+Seal, Air (25mm)	12	405-6490-03	1	*Seal, Panel (65 x 20mm)
4	405-6448-02	1	+Seal, Air (195.1mm x 30mm)	13	405-6481-02	1	Baffle, Seal
5	405-6448-01	1	+Seal, Air (347mm x 30mm)	14	821-6002-02	6	Screw, Lock Flange (M6 x 1 x 12mm)
6	405-6450	1	+Seal, Air (367mm x 170mm)				
7	405-6446-02	1	Baffle, Air				
8	405-6487	1	Panel Assy (Includes Parts Marked *)				
9	405-6486	1	*Seal, Panel (69 x 25.4mm)				

* - Parts Included in Panel Assy.

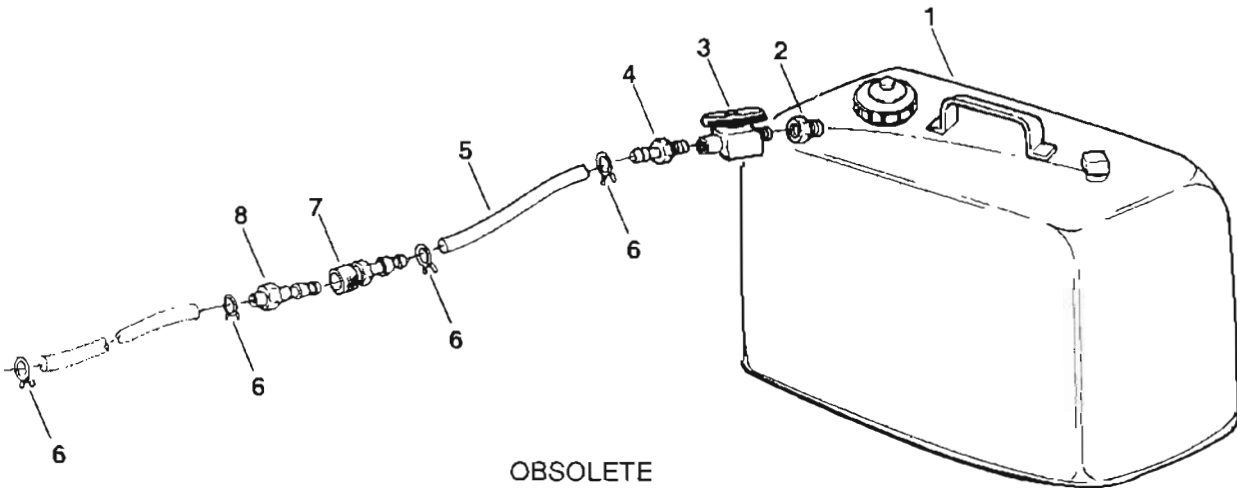
+ - Parts Included in Baffle Assy.

Fuel Pump/Start Solenoid Relay KVC



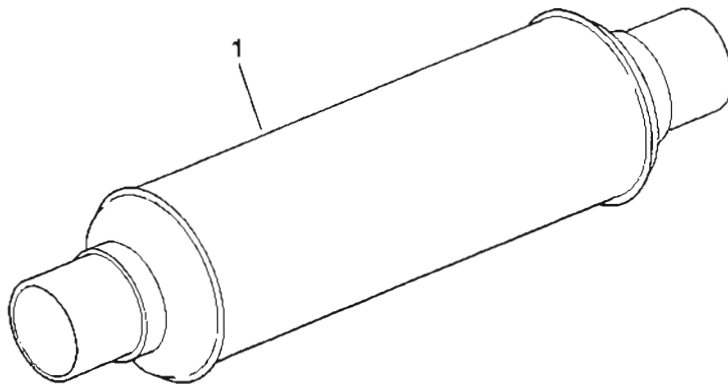
REF NO.	PART NO.	QTY USED	PART DESCRIPTION	REF NO.	PART NO.	QTY USED	PART DESCRIPTION
1	149-2331-03	1	Pump, Electric Fuel	11	305-0897	1	Regulator, Voltage
2	502-0313	2	Elbow, 90 Hose(.25 x .125 x 27")	12	520-1018-02	1	Stud, B+
3	856-0006	4	Washer, EIT (1/4")	13	864-0002	4	Nut, Hex Jam (5/16-18)
4	823-0002-04	2	Screw, Pan Head Torx (M4 x 0.7 x 12mm)	14	526-0115	4	Washer, Flat (5/16")
5	812-0066	1	Screw, Slotted Head (6.32 x .75)	15	508-0332	2	Washer, Phenolic
6	300-4329	1	PCB Assy, Capacitor	16	853-0016	4	Washer, EIT Lock
7	356-0070	1	Clamp, Capacitor Mounting	17	307-2570	1	Relay, Start Solenoid
8	860-0006	1	Nut, Hex (#6-32)	18	332-2897	2	Terminal
9	860-2005	2	Nut (M4 x 0.7mm)	19	850-0045	2	Washer, Spring Lock (5/16")
10	823-0003-05	4	Screw, Pan Head Torx Thread Form (M6 x 1 x 14mm)	20	868-0002	2	Nut, Hex (5/16-24)
				21	821-0010	2	Screw, Lock Head (1/4-20 x 1/2")

Fuel Tank Kit KV



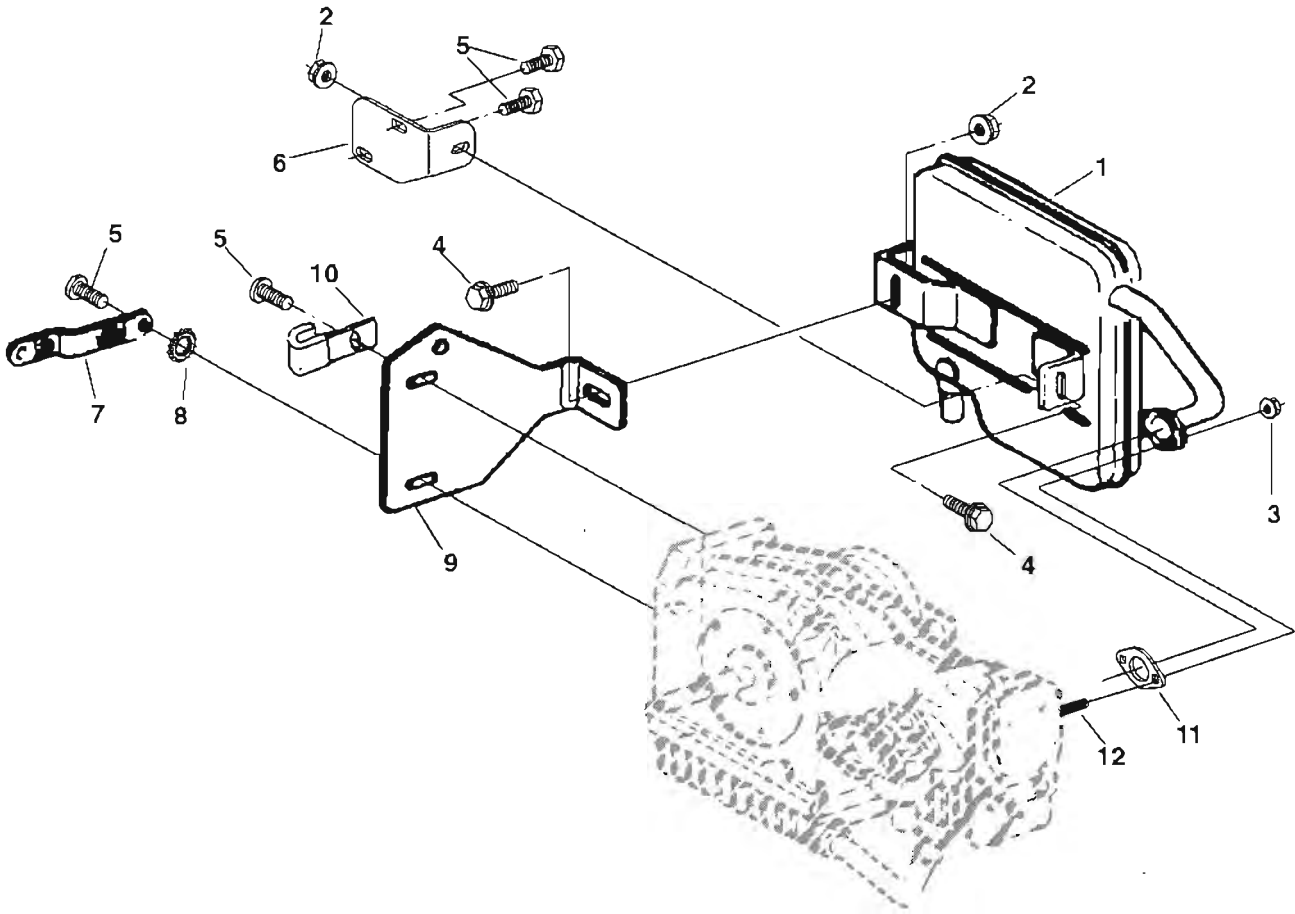
REF NO.	PART NO.	QTY USED	PART DESCRIPTION	REF NO.	PART NO.	QTY USED	PART DESCRIPTION
1	415-0511	1	Tank, Fuel (6 Gallon)	6	503-0731	4	Clamp, Hose
2	505-0007	1	Bushing, Reducer (1/4" x 1/8")	7	502-0397	1	Coupling, Quick Disconnect Female
3	504-0169	1	Valve, Shutoff (1/8")	8	502-0398	1	Coupling, Quick Disconnect Male
4	502-0395	1	Connector, Barbed Hose (1/8")				
5	503-1199	1	Hose, Fuel (1/4" ID x 14")				

Resonator KV



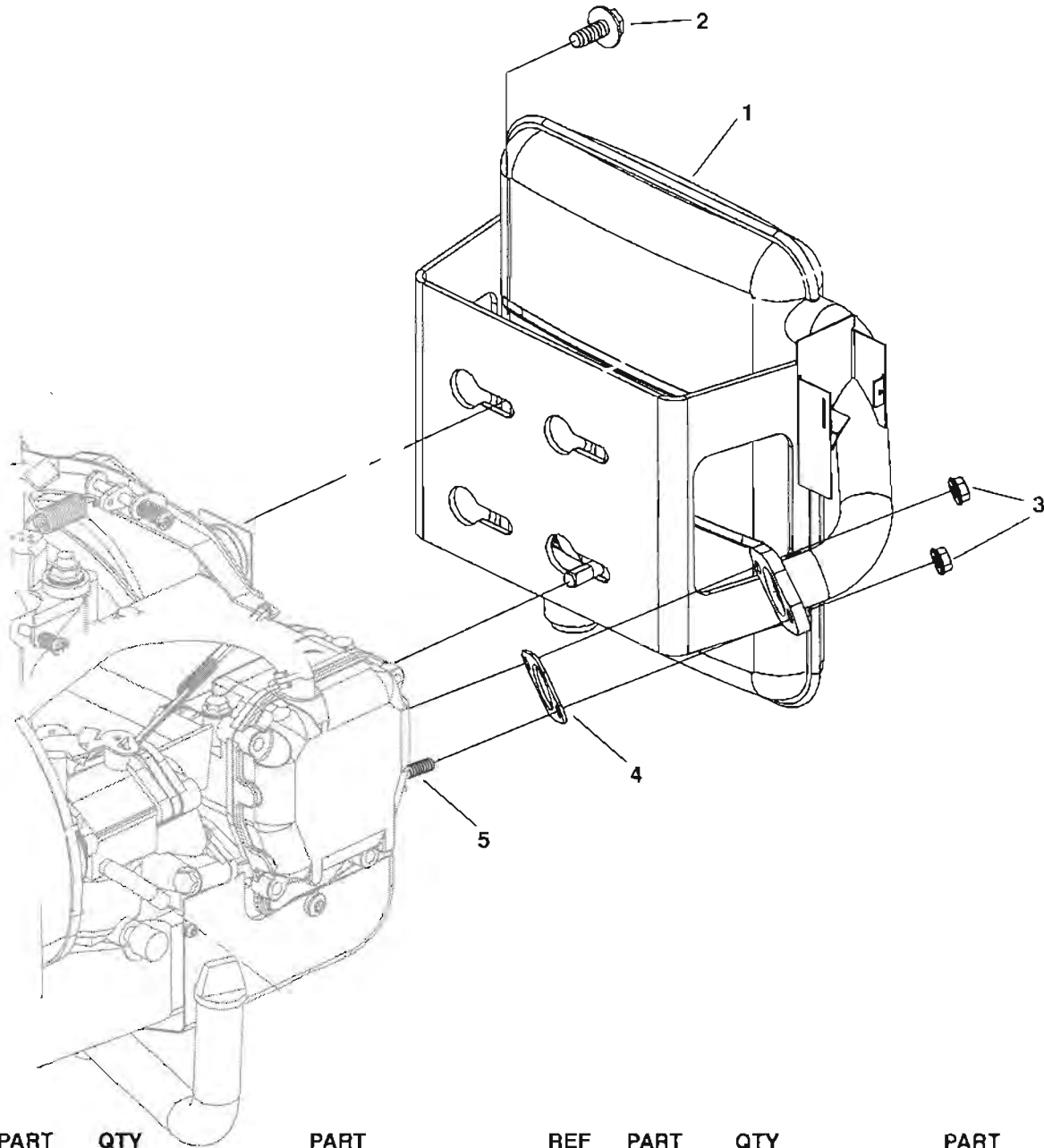
REF NO.	PART NO.	QTY USED	PART DESCRIPTION
1	155-2449	1	Resonator, Exhaust

Muffler (KV Spec A-G)



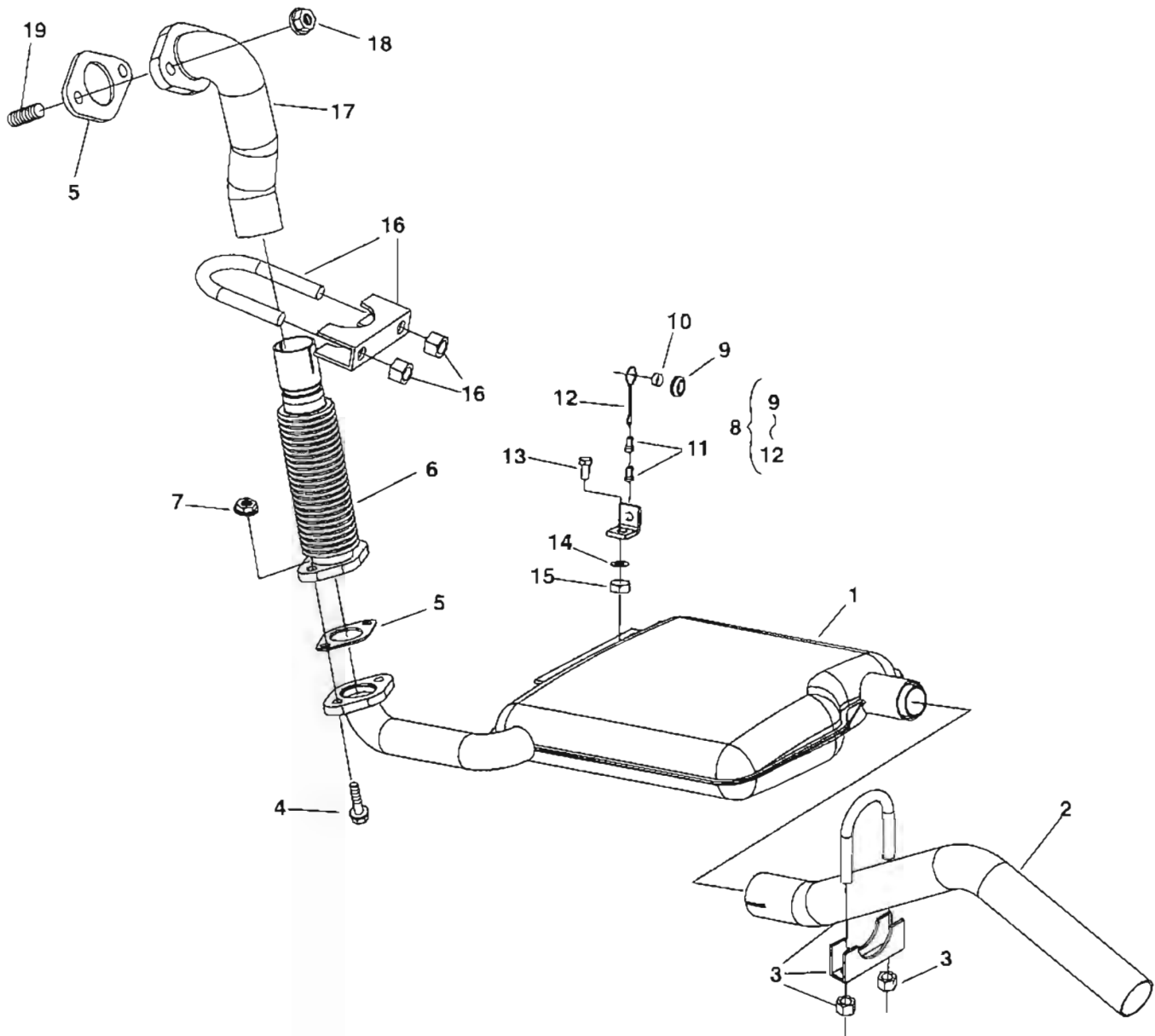
REF NO.	PART NO.	QTY USED	PART DESCRIPTION	REF NO.	PART NO.	QTY USED	PART DESCRIPTION
1	155-3436-01	1	Muffler LP	6	155-2301-02	1	Bracket, Muffler
	155-3436-02	1	Gasoline (Includes Choke Housing)	7	337-0049	1	Strap, Ground
2	870-2055	2	Nut, Hex Flange Locking (M8)	8	856-0008	1	Washer, EIT Lock (5/16")
3	870-2054	2	Nut	9	155-2233-02	1	Bracket, Muffler
4	821-2045	2	Screw, Lock Flange (M8 x 1-1/4 x 16mm)	10	332-2634	1	Clamp, "J" (LPG Units Only)
5	815-0709-01	4	Screw, Hex Head Thread Forming (M8 x 18mm)	11	155-2953	1	Gasket, Muffler
				12	185-5098	2	Stud, Muffler Mounting

Muffler (KV Begin Spec H)



REF NO.	PART NO.	QTY USED	PART DESCRIPTION	REF NO.	PART NO.	QTY USED	PART DESCRIPTION
	155-3436-01	1	Kit, Muffler Exhaust LP	2	815-0508	4	Screw, Hex Head Thread Form (5/16-18 x .75")
	155-3436-02	1	Gasoline Muffler (Includes Choke Housing)	3	870-2054	2	Nut Supplied with Engine
1	155-3435-01	1	LP	4	155-2953	1	Gasket, Muffler (Included with Engine)
	155-3435-02	1	Gasoline	5	185-5098	2	Stud, Muffler Mounting

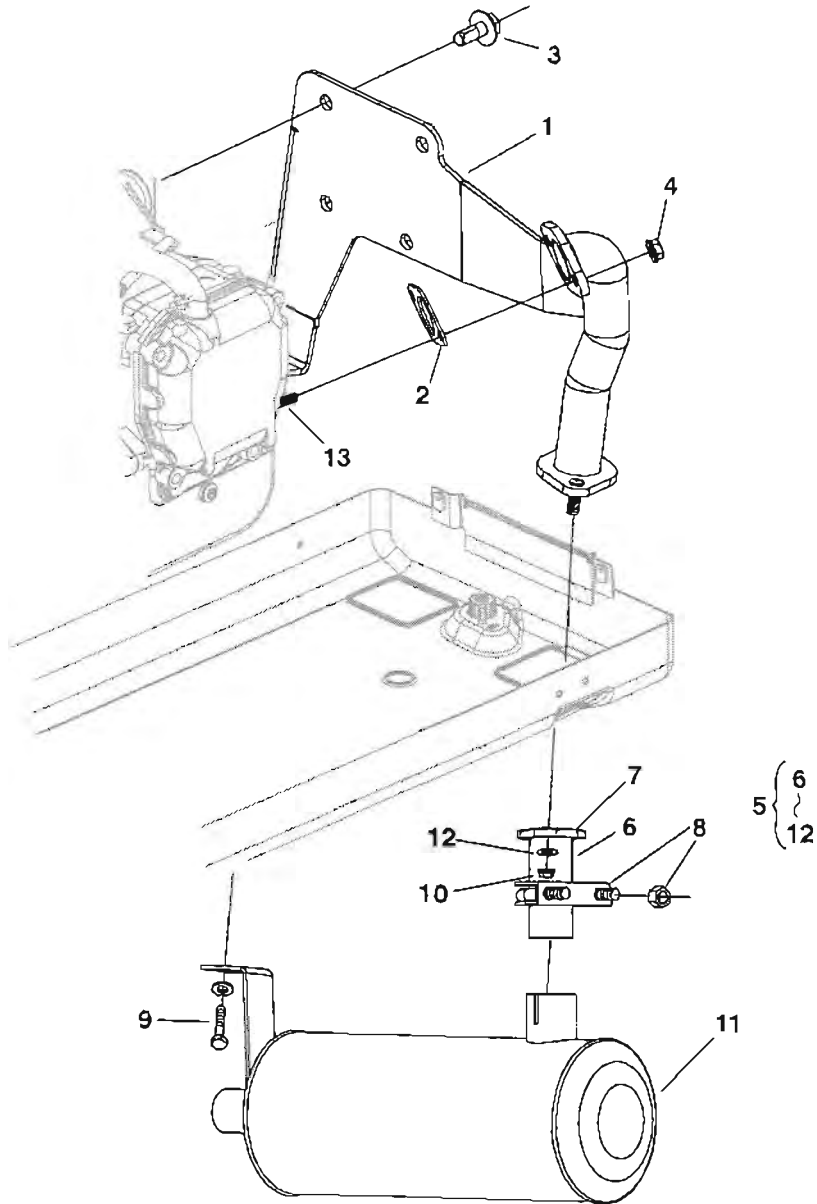
Muffler KVC



REF NO.	PART NO.	QTY USED	PART DESCRIPTION	REF NO.	PART NO.	QTY USED	PART DESCRIPTION
1	155-3314	1	Muffler, Exhaust	11	880-0539	2	*Ferrule, Wire Rope
2	155-3315	1	Tube, Exhaust	12	880-0538	1	*Rope, Wire (150mm)
3	155-1256	2	Clamp, Muffler (Includes Clamp, "U" Bolt and Nuts)	13	718-1036	1	Screw, Hex Head Cap (M8 x 1.25)
4	800-2034	2	Screw, Hex Head Cap (M6 x 1 x 20mm)	14	526-2100	1	Washer, Flat (M8)
5	155-2953	1	Gasket, Muffler	15	750-1006	1	Nut, Hex (M8 x 1.25)
6	155-3313	1	Tube, Flex Exhaust	16	155-1256	1	Clamp, Muffler (Includes Clamp, "U" Bolt and Nuts)
7	870-2054	2	Nut, Lock Flange	17	155-3312	1	Tube, Exhaust
8	155-3342-02	1	Bracket, Muffler Hanger (Includes Parts Marked*)	18	870-2054	2	Nut, Lock Flange
9	508-0068	1	*Grommet, Rubber Obsolete	19	185-5098	2	Stud, Muffler Mounting
10	370-0116-02	1	*Spacer, Muffler Hanger Obsolete				

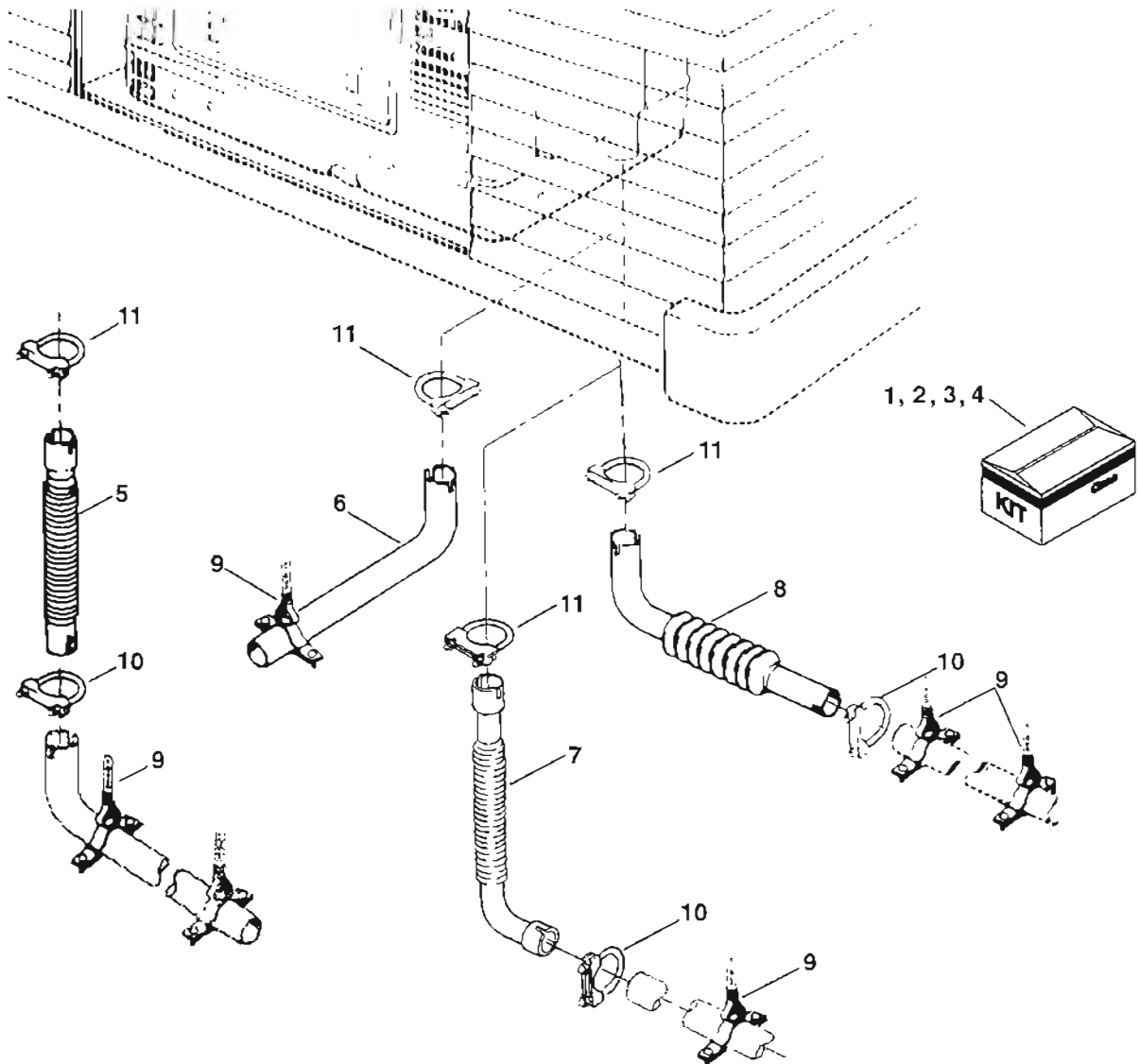
* - Parts Included in Hanger, Not Sold Separate.

**Muffler
KVD**



REF NO.	PART NO.	QTY USED	PART DESCRIPTION	REF NO.	PART NO.	QTY USED	PART DESCRIPTION
1	155-3557-02	1	Bracket, Muffler	9	821-0016	1	*Screw, (5/16-18 x 3/4)
2	155-2953	1	Gasket, Muffler	10	870-0212	2	*Nut, Flanged
3	815-0508	4	Screw, Hex Washer Head Thread Form (5/16-18 x .75")	11	155-3539	1	*Muffler
4	870-2054	2	Nut Supplied w/Engine	12	526-0029	3	*Washer, #10
5	541-0618	1	Kit, Muffler (Includes Parts Marked *)	13	185-5098	2	Stud, Muffler Mounting
6	155-3562	1	*Pipe, Exhaust	* - Parts Included in Muffler Kit			
7	154-2746	1	*Gasket, Exhaust				
8	155-1256	1	*Clamp, Muffler (Includes Clamp, "U" Bolt and Nuts)				

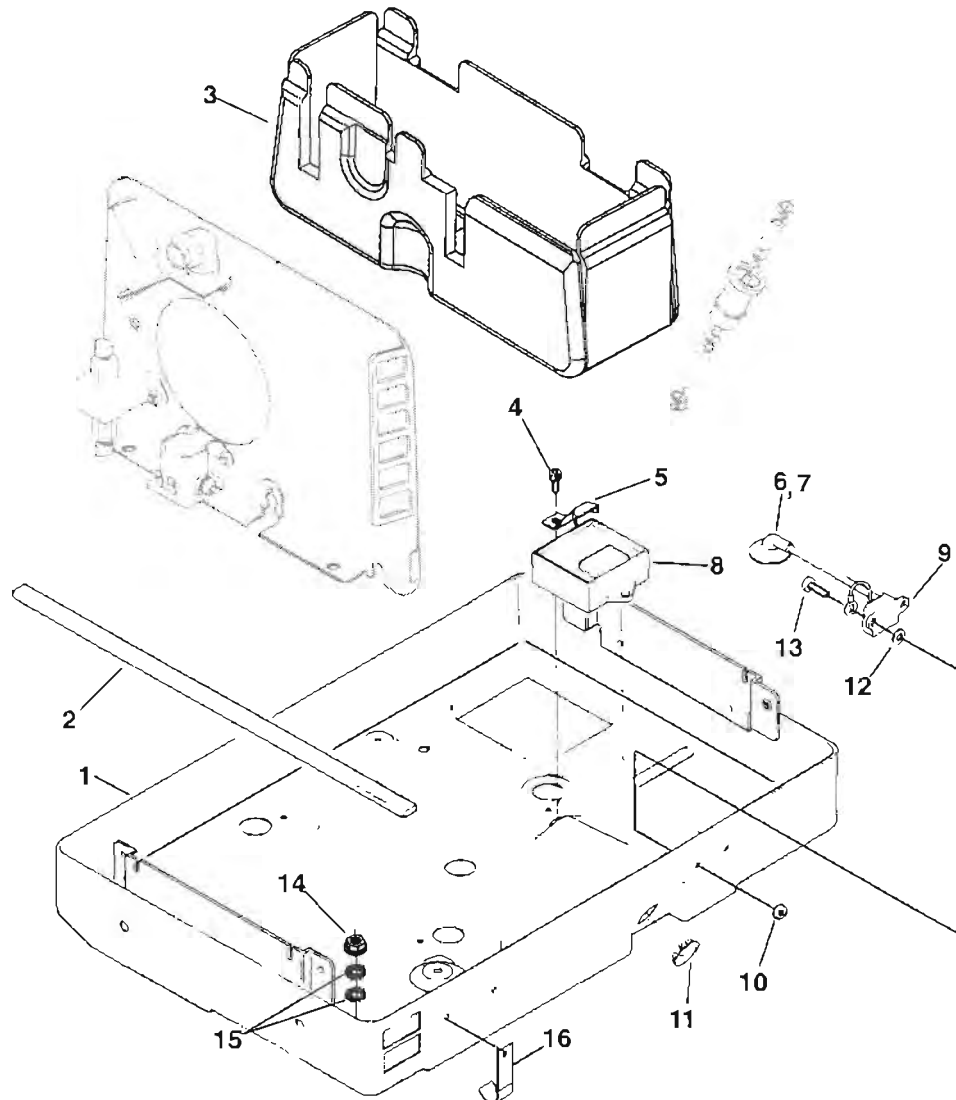
Exhaust Kit KV



REF NO.	PART NO.	QTY USED	PART DESCRIPTION	REF NO.	PART NO.	QTY USED	PART DESCRIPTION
1	155-2325	1	Kit, Exhaust Tubing (Includes Parts Marked *)	8	155-2322	1	# Tube, Exhaust (356mm)
2	155-2324	1	Kit, Exhaust Tubing (Flexible) (Includes Parts Marked #)	9	155-2174	2 +-#*	Hanger, Tailpipe (Included in all Kits Listed)
3	155-2771	1	Kit, Exhaust Tubing (Flexible) (Includes Parts Marked ~)	10	155-1239	1 +-#	Clamp (Marked 1-1/2")
4	155-2425	1	Kit, Vertical Exhaust Tubing Extension (Includes Parts Marked +)	11	155-1256	1 +-#*	Clamp (Marked 1-1/8") (Included in all Kits Listed)
5	155-2772	1	~ Tube, Straight Exhaust (300mm)				
6	155-2323	1	* Tube, Exhaust (635mm)				
7	155-2665	1	+ Tube, Exhaust (242mm)				

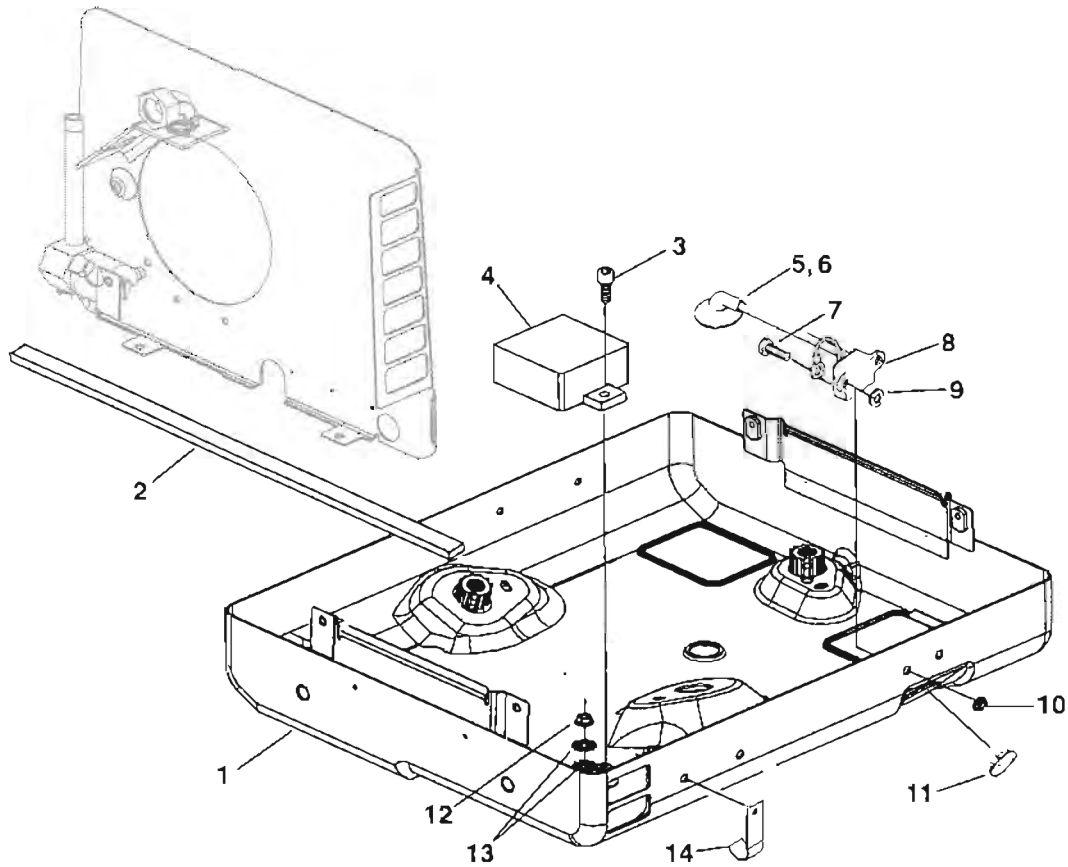
* - Parts Included in 155-2325 Exhaust Tubing Kit.
 # - Parts Included in 155-2324 Flexible Exhaust Tubing Kit.
 ~ - Parts Included in 155-2771 Flexible Exhaust Tubing Kit.
 + - Parts Included in 155-2425 Vertical Exhaust Tubing Extension Kit.

Mounting Base KV



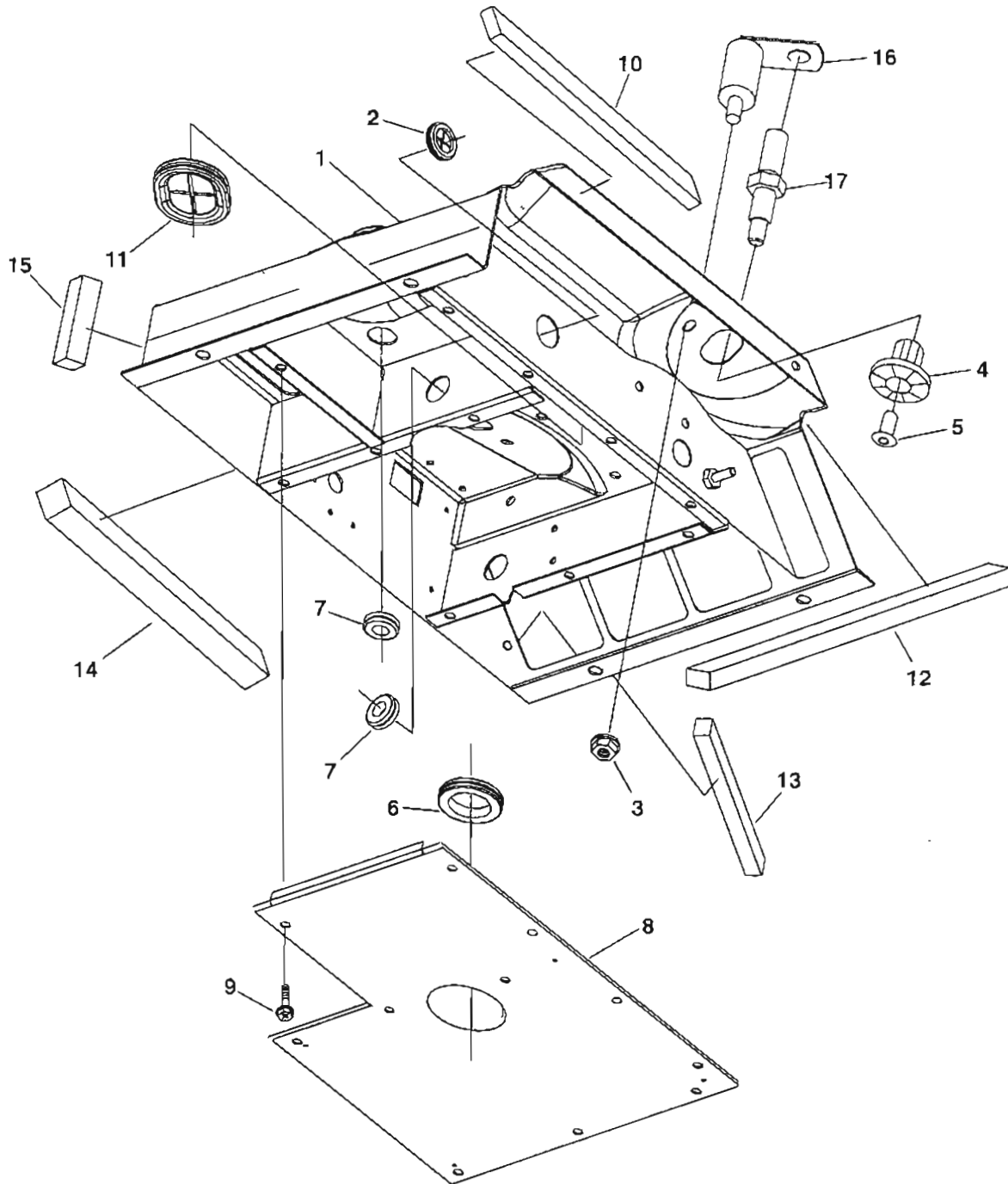
REF NO.	PART NO.	QTY USED	PART DESCRIPTION	REF NO.	PART NO.	QTY USED	PART DESCRIPTION
1	405-3794	1	Base, Housing Spec A	9	166-0784-S0	1	Coil, Ignition (T1) (Includes Lead, Cap, and Boot)
	405-4323-02	1	Spec B	10	860-2005	2	Nut, Hex (M4)
	405-4423-02	1	Begin Spec C	11	517-0254	1	Plug, Spark Plug Access Hole
2	895-0305-04	1	Gasket (504mm x 6mm x 10mm)	12	856-0002	2	Washer, EIT Lock (#8)
3	405-3797	1	Insulation, Lower Exhaust Baffle	13	823-1001-04	2	Screw, Pan Head Socket Drive (M4 x 12mm)
4	823-1002-01	2	Screw, Pan Head Socket	14	870-2054	1	Nut, Locking Hex Flange (M6)
5	305-0767-02	1	Clamp, Regulator	15	856-0006	2	Washer, EIT (1/4")
6	167-0267	1	Terminal, Spark Plug	16	518-0728	2	Clip (Begin Spec L)
7	167-0265	1	Boot, Spark Plug				
8			Regulator, Voltage Spec A, B				
	305-0830-02	1	50 Hz				
	305-0852	1	60 Hz				
	305-0897	1	Begin Spec C				

Mounting Base KVD



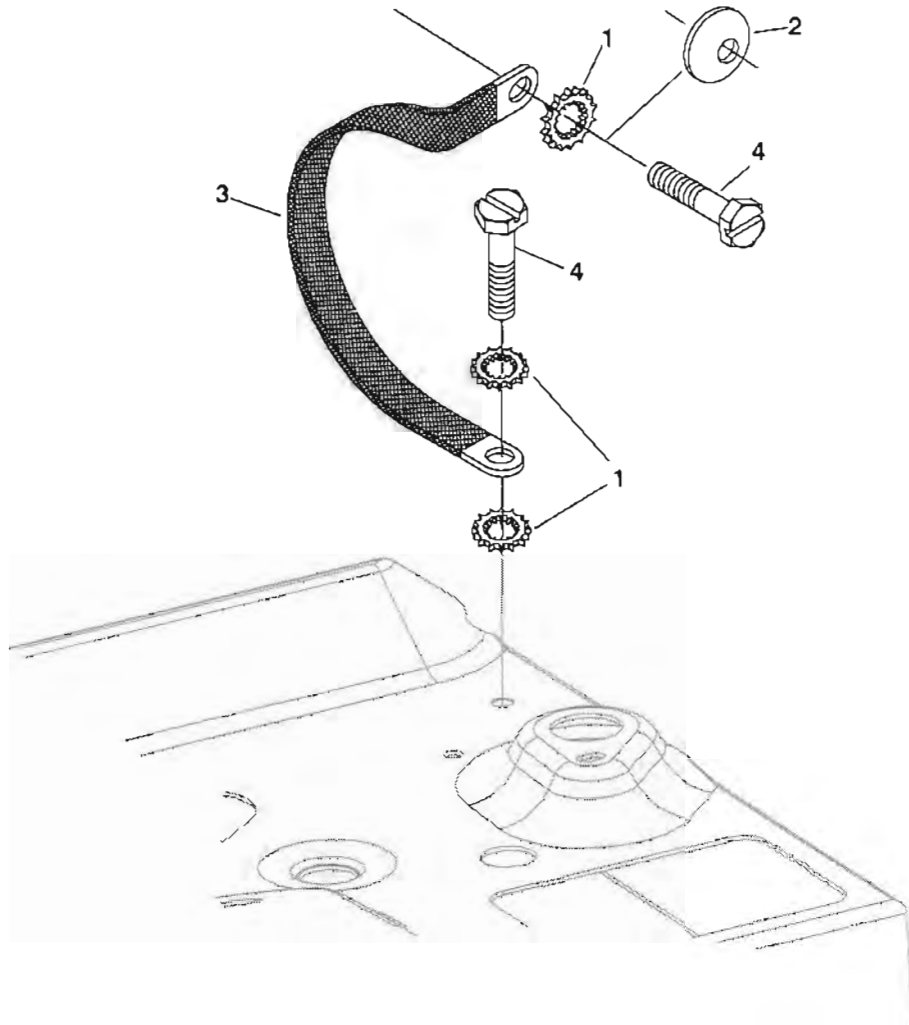
REF NO.	PART NO.	QTY USED	PART DESCRIPTION	REF NO.	PART NO.	QTY USED	PART DESCRIPTION
1	405-6938-02	1	Base, Housing	8	166-0784-S0	1	Coil, Ignition (T1)(Includes Lead, Cap, and Boot)
2	895-0305-04	1	Gasket Foam (504mm x 6mm x 10mm)	9	856-0002	2	Washer, EIT Lock (#8)
3	823-1002-01	1	Screw, Pan Head Torx (M6 x 1 x 12mm)	10	860-2005	2	Nut, Hex (M4)
4	305-0897		Regulator, Micro Voltage	11	517-0254	1	Plug, Spark Plug Access Hole
5	167-0267	1	Terminal, Spark Plug	12	870-2054	7	Nut, Locking Hex Flange (M6 x 1mm)
6	167-0265	1	Boot, Spark Plug	13	856-0006	2	Washer, EIT Lock (1/4")
7	823-0002-06	2	Screw, Pan Head Torx (M4 x 0.7 x 18mm)	14	518-0728	2	Clip (Begin Spec B)

Mounting Base KVC



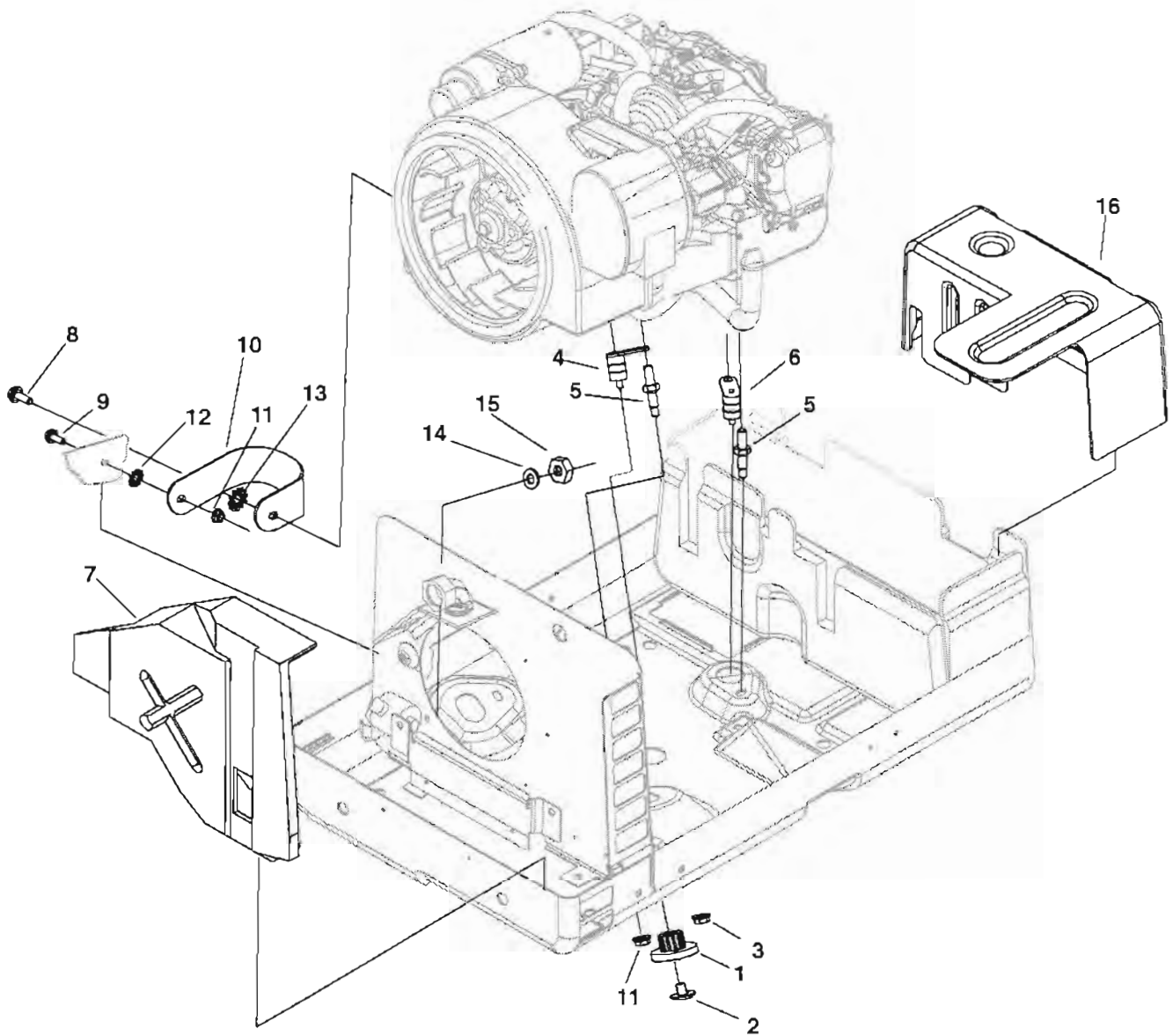
REF NO.	PART NO.	QTY USED	PART DESCRIPTION	REF NO.	PART NO.	QTY USED	PART DESCRIPTION
1	405-6444-02	1	Base, Housing	10	405-6489	1	Seal, Pan (293.5mm)
2	508-1122	1	Grommet (19mm ID)	11	508-1116	1	Grommet, Oval
3	870-2054	3	Nut, Hex Flange Locking (M6)	12	405-6485	1	Seal, Pan (338.2mm)
4	402-0547	3	Isolator, Vibration	13	405-6510	1	Seal, Pan (98mm)
5	870-2156	3	Nut, Pan Head with Internal Thread (M8 x 1.25 x 11.50mm)	14	405-6494	1	Seal, Frame (434.3mm)
6	508-0258	1	Grommet (1-1/4" ID)	15	405-6507	1	Seal, Air (110mm)
7	508-0008	2	Grommet (1/2" ID)	16	402-0601-02	2	Isolator, Vibration With Yellow Dot (Generator End)
8	405-6447-02	1	Cover, Base		402-0601-01	1	With Blue Dot (Engine End)
9	821-6002-02	11	Screw, Hex Head Sems (M6 x 1 x 12mm)	17	520-2210	3	Stud, Mounting

Ground Strap KVC



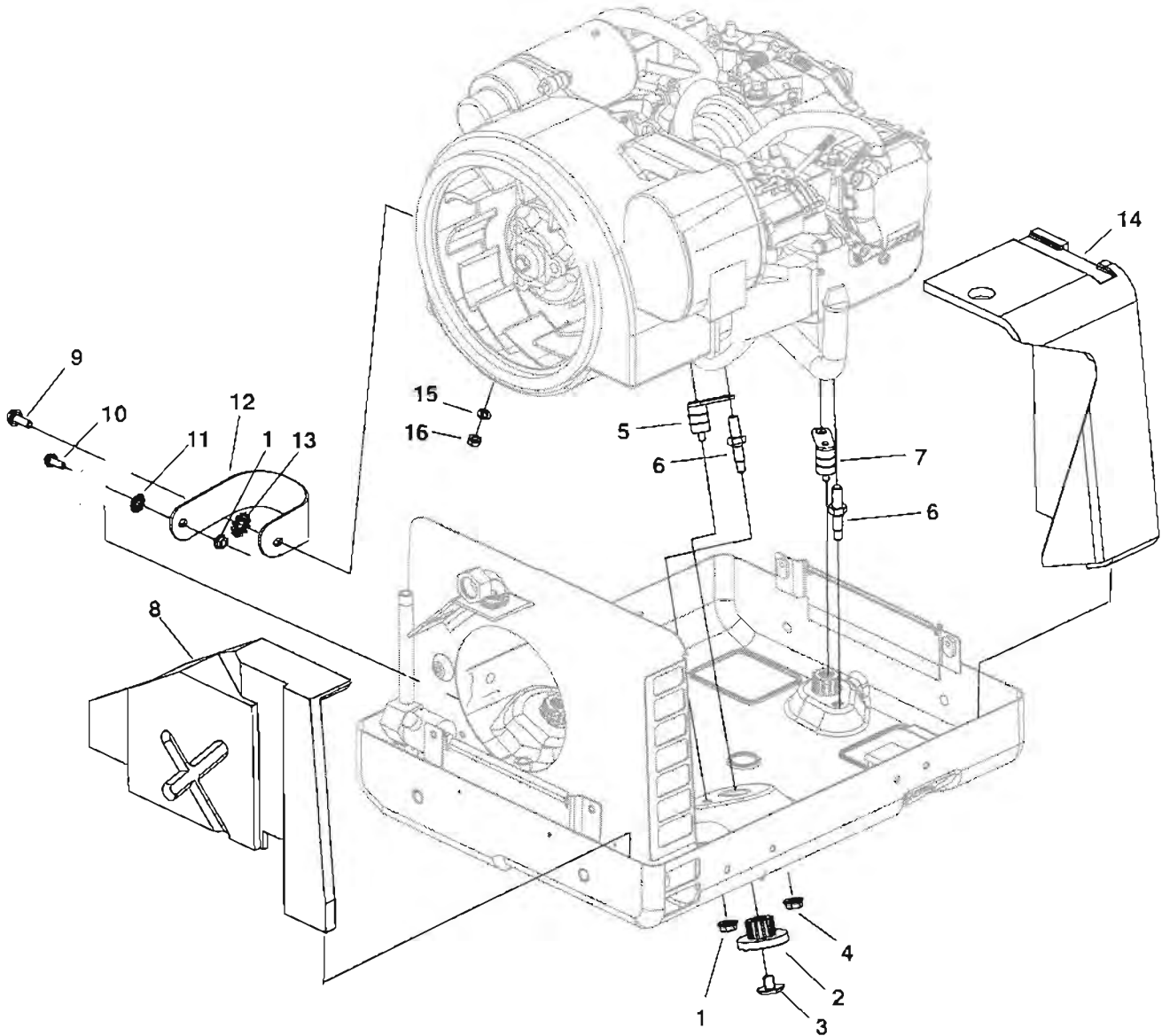
REF NO.	PART NO.	QTY USED	PART DESCRIPTION	REF NO.	PART NO.	QTY USED	PART DESCRIPTION
1	856-0008	3	Washer, EIT Lock (5/16")	3	337-0049	1	Strap, Ground
2	526-0432	1	Washer, Spring Conical (Spec A Only)	4	815-0709-01	2	Screw, Hex Head Thread Form (M8 x 1.25 x 18mm)

Base Mounting KV



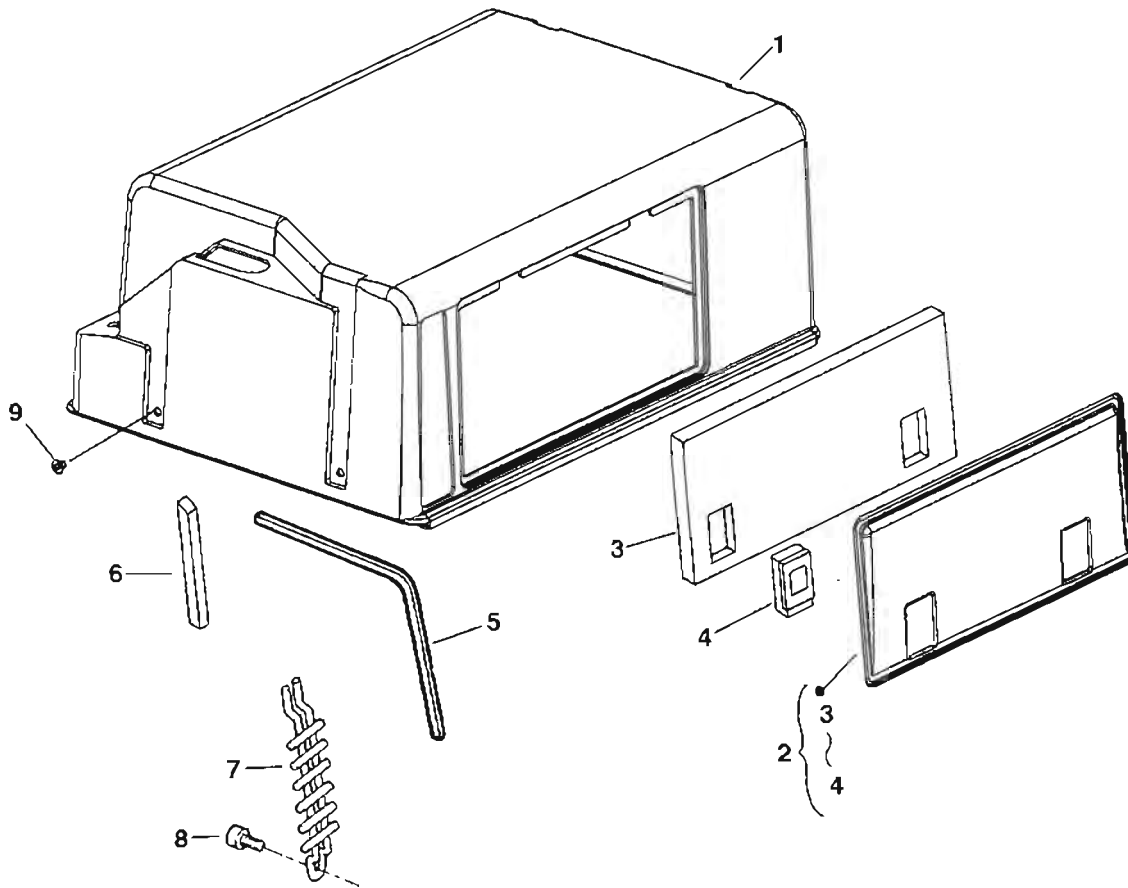
REF NO.	PART NO.	QTY USED	PART DESCRIPTION	REF NO.	PART NO.	QTY USED	PART DESCRIPTION
1	402-0547	3	Isolator, Vibration	10	337-0049	1	Strap, Bond
2	870-2156	3	Nut, Pan Head with Internal Thread (M8 x 11.50mm)	11			Nut, Hex Flange Locking (M6)
3	870-0212	1	Nut, Hex Flange Locking (1/4-20) Spec A		870-2054	4	Spec A
4	402-0601-02	2	Isolator, Generator Mount Vibration (With Yellow Dot)		870-2054	6	Spec B
5	520-2210	3	Stud, Generator Mounting		870-2054	7	Spec C
6	402-0601-01	1	Isolator, Engine Mount Vibration (With Blue Dot)	12	856-0006	1	Washer, EIT Lock (1/4")
7	405-3816	1	Insulation, Inlet Baffle	13	856-0008	1	Washer, EIT (5/16)
8	815-0508	1	Screw, Thread Form (5/16-18 x .75)	14	740-1004	1	Washer, Flat (M6) (K3 Relay Mounting)
9	821-2033	1	Screw, Hex Washer Head Locking (M6 x 10mm)	15	750-1004	1	Nut, Hex (M6) (K3 Relay Mounting)
				16	405-3796	1	Insulation, Exhaust Baffle (Upper)

Base Mounting KVD



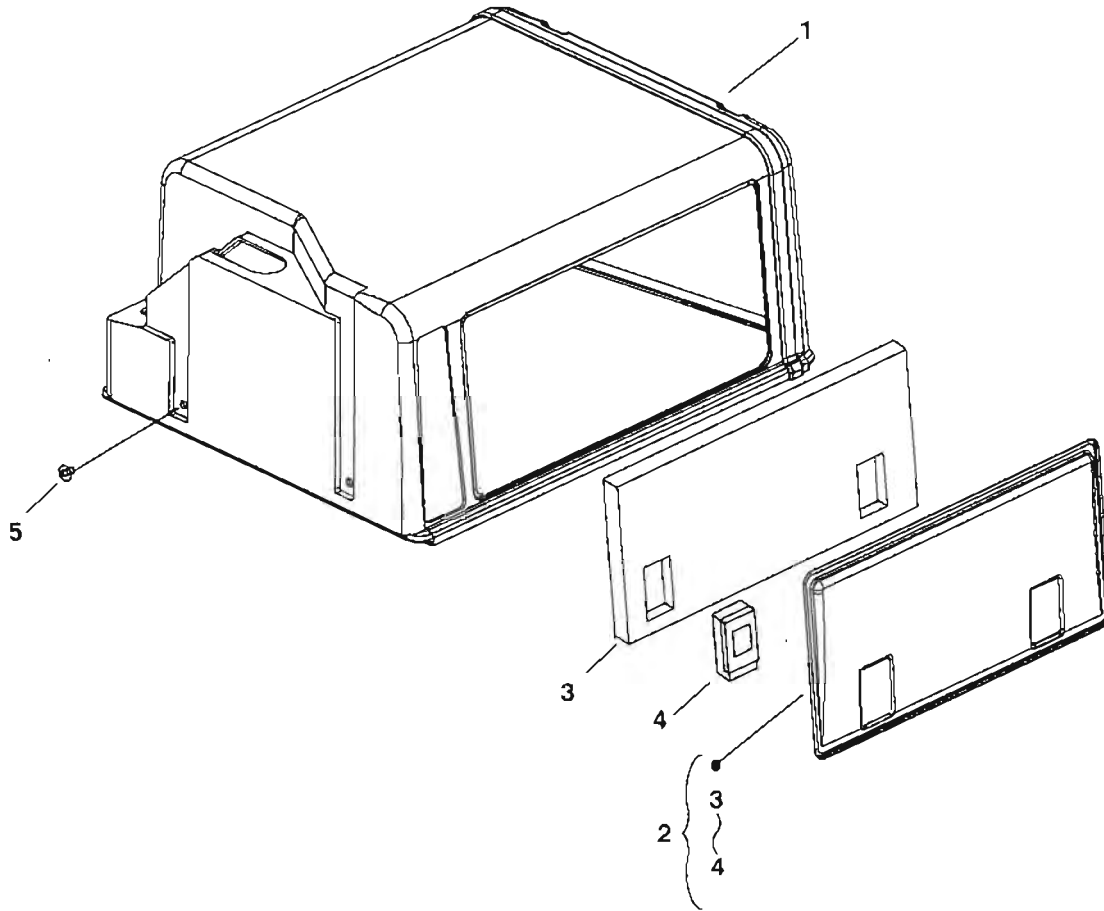
REF NO.	PART NO.	QTY USED	PART DESCRIPTION	REF NO.	PART NO.	QTY USED	PART DESCRIPTION
1	870-2054	3	Nut, Hex Flange Locking (M6)	8	405-6982	1	Insulation, Inlet Baffle (Inlet)
2	402-0547	3	Isolator, Vibration	9	815-0508	1	Screw, Thread Form (5/16-18 x .75")
3	870-2156	3	Nut, Pan Head with Internal Thread (M8 x 11.50mm)	10	821-2033	1	Screw, Hex Washer Head Lock Flange (M6 x 10mm)
4	870-0212	1	Nut, Hex Flange Locking (1/4-20)	11	856-0006	1	Washer, EIT Lock (1/4")
5	402-0601-02	2	Isolator, Generator Mount Vibration (With Yellow Dot)	12	337-0049	1	Strap, Bond
6	520-2210	3	Stud, Generator Mounting	13	856-0008	1	Washer, EIT (5/16)
7	402-0601-01	1	Isolator, Engine Mount Vibration (With Blue Dot)	14	155-3541	1	Insulation, Exhaust
				15	850-0040	1	Washer, Split Lock (1/4")
				16	862-0001	1	Nut, Hex (1/4-20)

Housing Cover KV



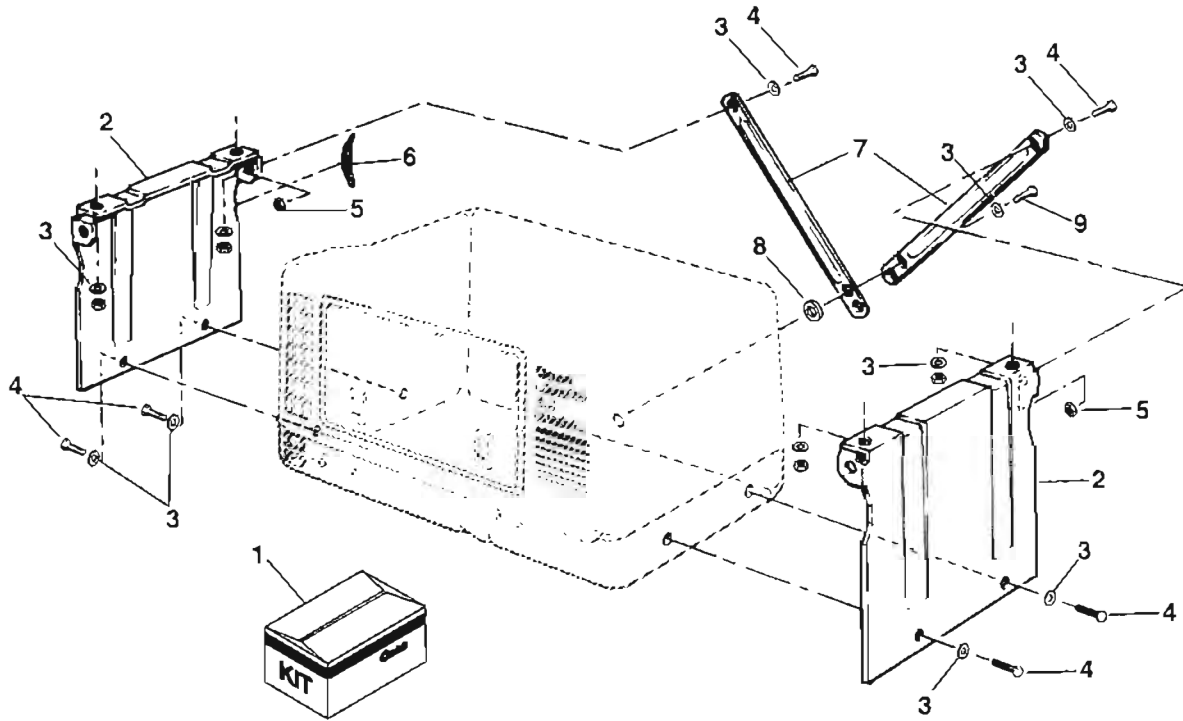
REF NO.	PART NO.	QTY USED	PART DESCRIPTION	REF NO.	PART NO.	QTY USED	PART DESCRIPTION
1	405-4328	1	Cover, Housing	6	895-0305-01	1	Gasket, Foam (Spec A)
	405-4326	1	Spec A				(90mm x 7.9mm x 4.8mm)
			Begin Spec B				Obsolete
2	405-3790-S0	1	Panel, Service(Includes	7	405-3789	1	Guard, Air Inlet (Spec A)
			Gasket and Latch)	8	815-0675	1	Screw, Thread Cutting
3	405-3784	1	Gasket				Socket Drive (Spec A)
4	406-0612	2	Latch				(#8-16 x 12.3mm)
5	895-0305-02	1	Gasket, Foam (Spec A)	9	815-0685	4	Screw, Truss Head (M6 x 8mm)
			Obsolete				
			(395mm x 7.9mm x 4.8mm)				

Housing Cover KVD



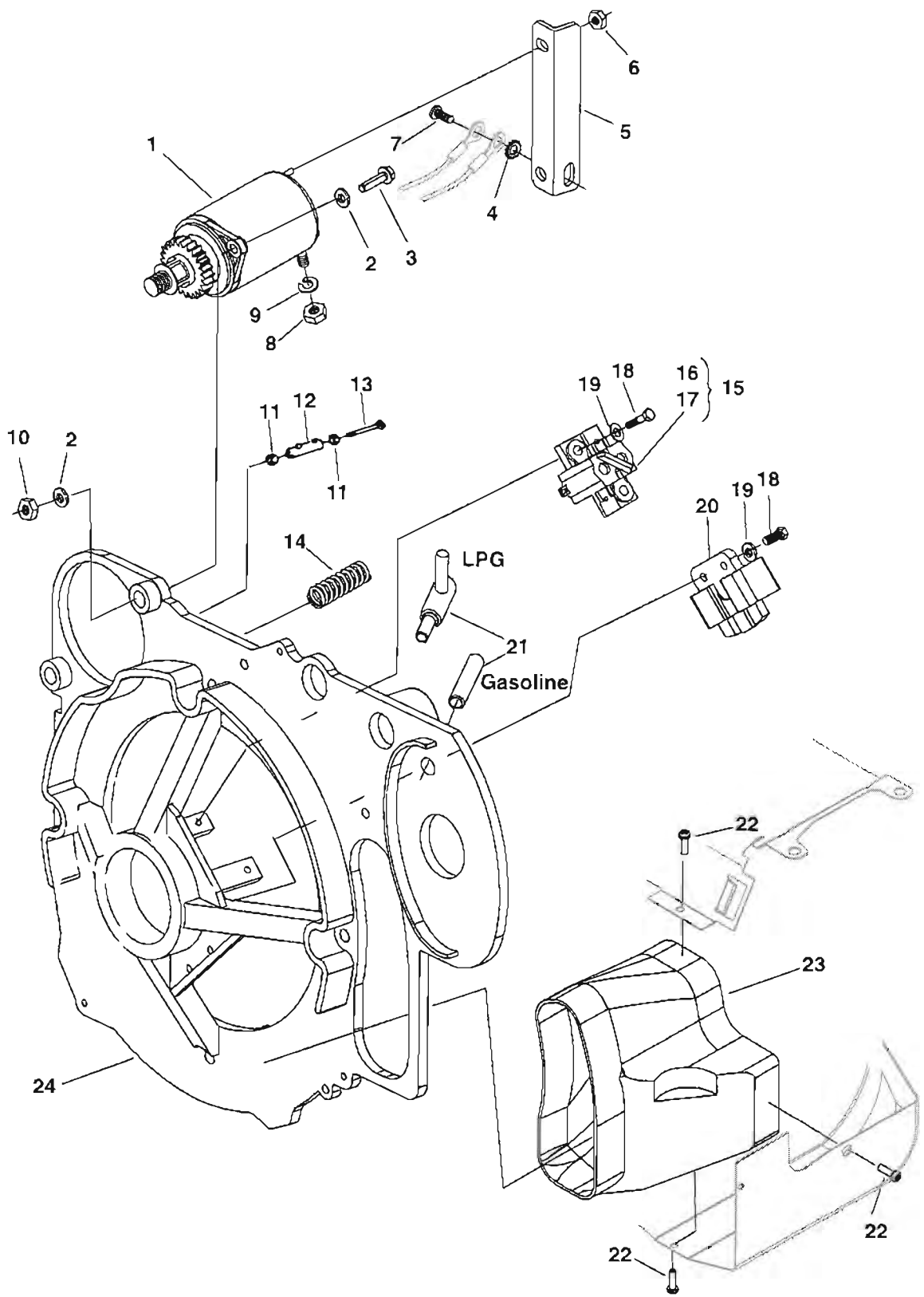
REF NO.	PART NO.	QTY USED	PART DESCRIPTION	REF NO.	PART NO.	QTY USED	PART DESCRIPTION
1	405-6956	1	Cover, Housing	3	405-3784	1	Gasket
2	405-3790-S0	1	Panel, Service (Includes Gasket and Latch)	4	406-0612	2	Latch
				5	815-0685	4	Screw, Truss Head (M6 x 8mm)

Underfloor Mounting Kit KV, KVD



REF NO.	PART NO.	QTY USED	PART DESCRIPTION	REF NO.	PART NO.	QTY USED	PART DESCRIPTION
1			Kit, Underfloor Mounting (Includes all Parts Listed)	6	508-1047	1	Edging
	403-2689	1	KV	7	403-2680-02	2	Brace, Generator KV
	541-0661	1	KVD		403-4668-02	2	KVD
2	403-2679-02	2	Bracket	8	526-0077	1	Washer, Flat (3/8")
3	526-0174	11	Washer, Flat (3/8")	9	800-0050	1	Screw, Hex Head Cap (3/8-16 x 1")
4	800-0048	6	Screw, Hex Head Cap (3/8-16 x 3/4")				
5	870-0281	2	Nut, Locking Head Flange (3/8-16)				

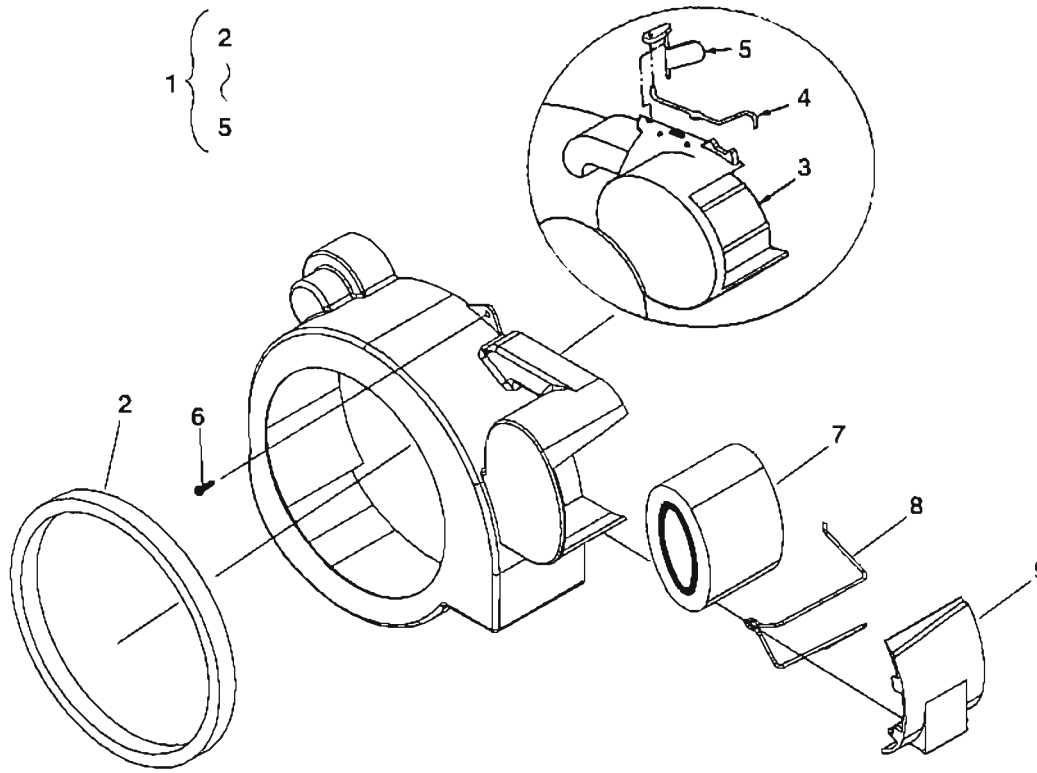
Endbell



Endbell

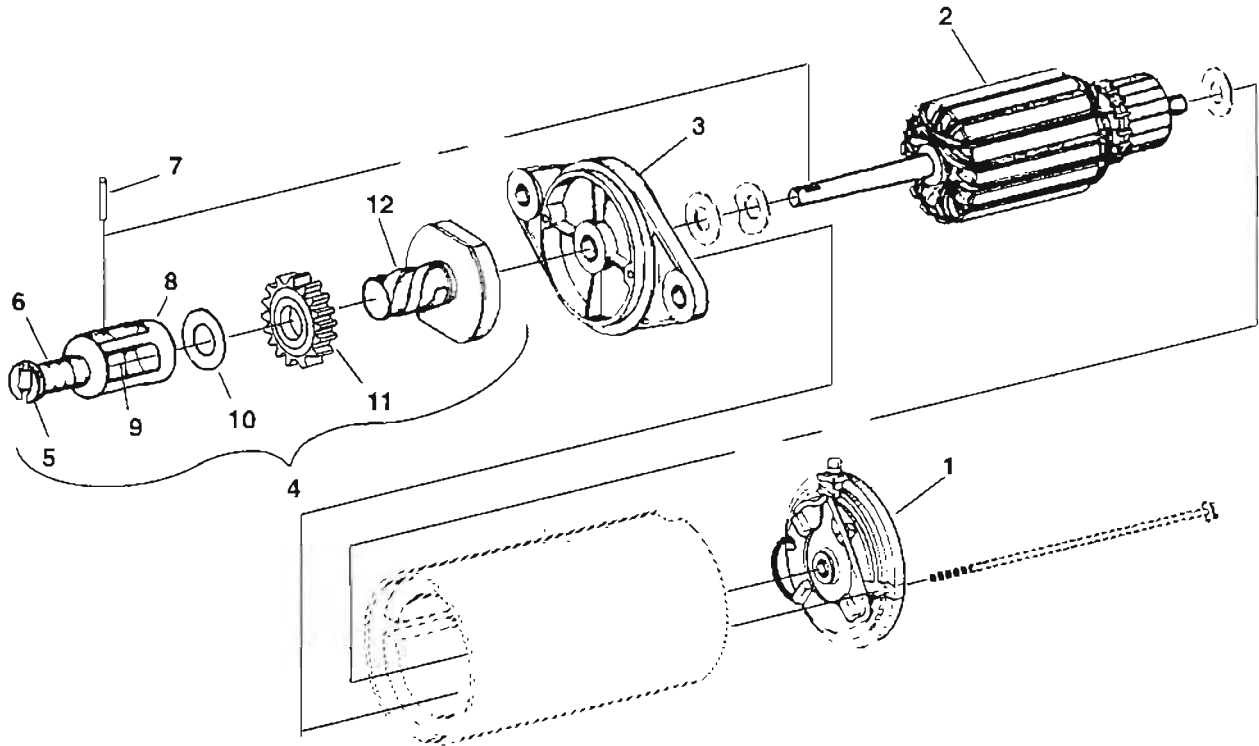
REF NO.	PART NO.	QTY USED	PART DESCRIPTION	REF NO.	PART NO.	QTY USED	PART DESCRIPTION
1			Starter (B1) (See Separate Page for Components)	16	212-1276-03	2	Spring
	191-1798	1	KV Spec A-J and KVC Spec A-B	17	214-0103	2	Brush
	191-2312	1	KV Begin Spec K, KVC Begin Spec C and KVD Begin A	18	823-0002-09	4	Screw, Pan Head (M4 x 16mm)
	191-2351	1	Supercede 191-1798 and 191-2312	19	526-0003	2	Washer, Flat (3/16")
2			Washer, Flat (M8)	20	160-1358-S0	1	Magneto Tube, Endbell
	740-1006	4	KVD Spec A-G	21	232-4008	1	KV Spec A-K, KVC Spec A-B KVD Spec A (Gasoline)
	740-1006	2	KVC, KVD and KV, Spec H-K		505-2119	1	KV FR11540 FR26119 FA26120 Begin Spec L and KVD 2089. 3730 Begin Spec B (LP)
3	815-0781	2	Screw, Hex Head Washer (M8 x 1.25 x 30mm)				
4	853-0013	1	Washer, ET Lock (1/4")	22	815-0888	3	Screw, Phillips Head (#6-20 x 1/2")
5	191-1825-02	1	Bracket, Starter				
6	870-0236	1	Nut, Lock (#10-32)	23	134-4637	1	Duct, Air
7	823-0003-03	1	Screw, Pan Head (M6 x 1 x 20mm)	24			Endbell KV
8	862-0001	1	Nut, Hex (1/4-20)		211-0408	1	Spec A,B
9	850-0040	1	Washer, Spring Lock (1/4")		211-0450	1	Spec C-F
10	750-1006	2	Nut, Hex (M8 x 1.25) (KV, Spec A-H)		211-0486	1	Spec G-K
11	304-0796	2	Washer, Centering (KV only)		211-0527	1	Begin Spec J
12	304-0797	1	Resistor, Charging (R1) (KV only)		211-0486	1	KVC Spec A-B
13	815-0660	1	Screw, Hex Head Thread Forming Socket Drive (#10-32 x 2 1/2")(KV only)		211-0527	1	Begin Spec C
14	232-3278	4	Spring, Stator		211-0486	1	KVD Spec A
15	212-1285	1	Block, Generator Brush (Includes Spring and Brush)		211-0527	1	3729 A, Begin Spec B

Scroll



REF NO.	PART NO.	QTY USED	PART DESCRIPTION	REF NO.	PART NO.	QTY USED	PART DESCRIPTION
1	134-4647-S1	1	Scroll Assy (Includes Parts Marked *)	7	140-2105	1	Element, Air Filter
2	509-0297	1	*Seal, Air Intake	8	140-2144	1	Retainer, Element
3	134-4635	1	*Housing, Scroll	9	140-2137	1	Cover, Element
4	134-4648	1	*Link, Preheat (Early Specs Only)	* - Parts Included in Gasoline Units Scroll Assy.			
5	134-4649	1	*Door, Preheat (Early Specs Only)				
6	823-0002-09	3	Screw, Pan Head Torx Threads Forming (M40 x .7 x 16mm)				

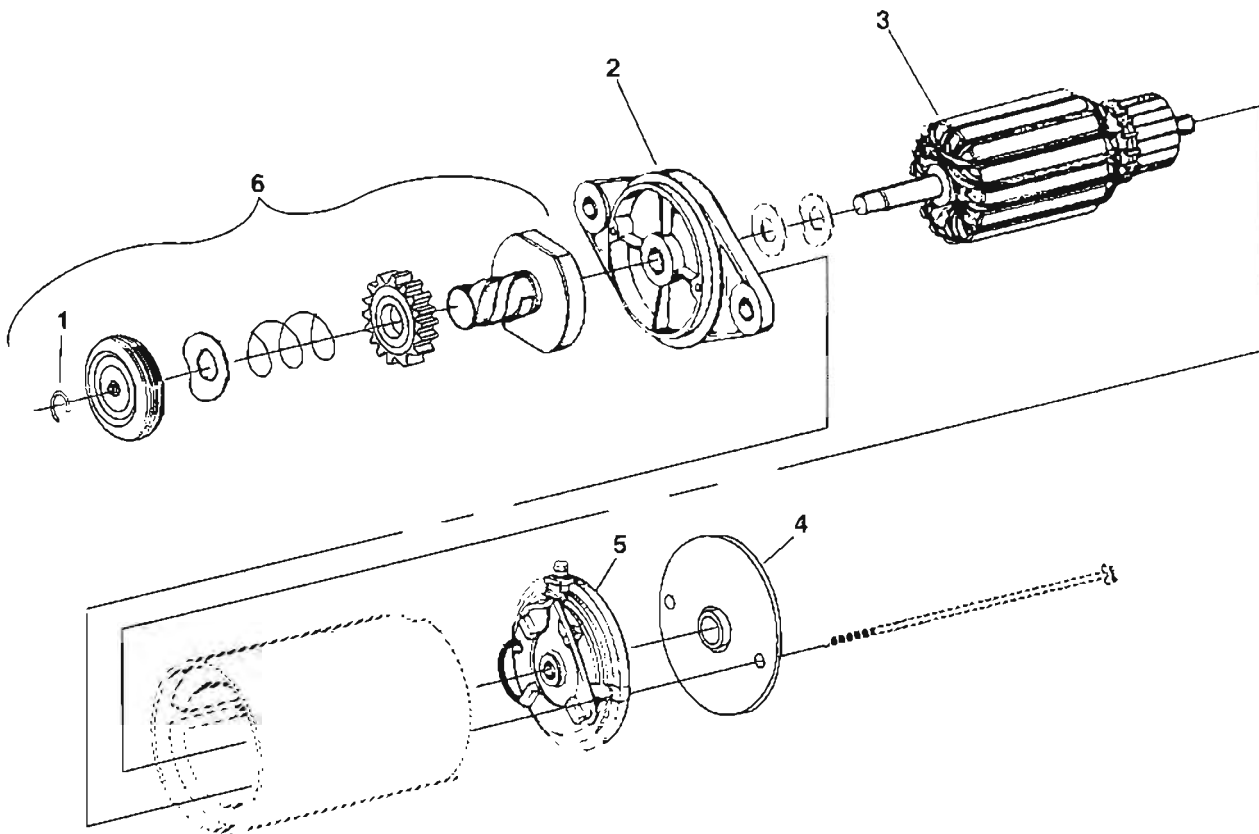
Starter Components KV (Spec A-J) KVC (Spec A-B)



REF NO.	PART NO.	QTY USED	PART DESCRIPTION	REF NO.	PART NO.	QTY USED	PART DESCRIPTION
	191-1798	1	Starter (B1)	7	191-1869	1	*Pin, Spiral Roll
1	191-2156	1	Cap Assy, End (Includes Brushes)	8	191-1863	1	*Cover, Spring
2	191-2155	1	Armature	9	191-1864	1	*Retainer, Clutch
3	191-2156	1	Cap Assy, Drive (Includes Bushing)	10	191-1865	1	*Washer
4	191-2157	1	Kit, Drive (Includes Parts Marked *)	11	191-1868	1	*Gear, Starter
5	191-1821	1	*Retainer, Spring	12	191-1866	1	*Clutch and Spline
6	191-1870	1	*Spring, Pinion				

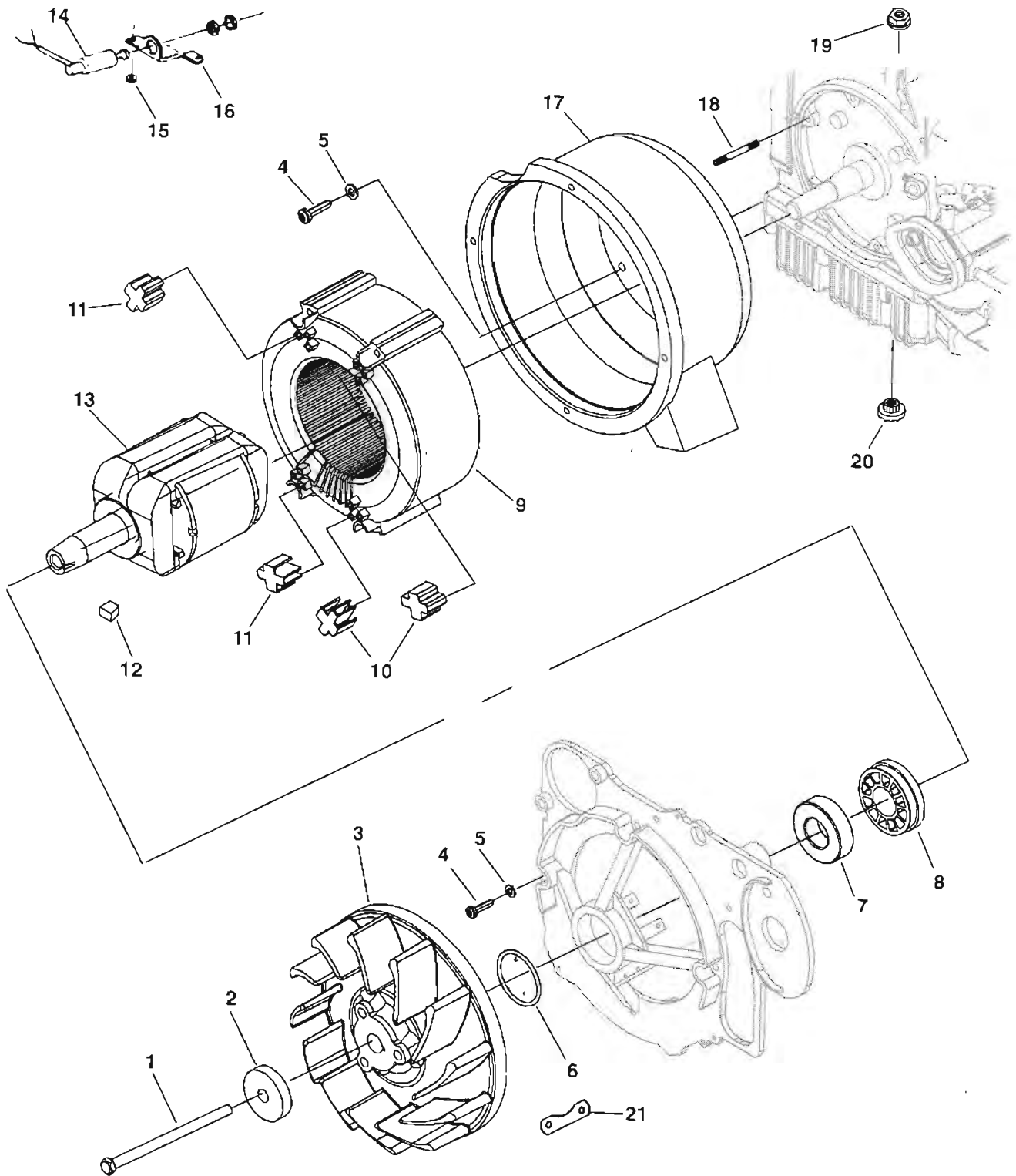
* - Parts Included in Drive Kit.

Starter Components
KV (Begin Spec K) KVC (Begin Spec C)
KVD (Begin Spec A)



REF NO.	PART NO.	QTY USED	PART DESCRIPTION	REF NO.	PART NO.	QTY USED	PART DESCRIPTION
	191-2351	1	Starter, Complete (B1)	5	191-2316	1	Holder Assy, Brush (Includes Brushes)
1	191-2320	1	Retainer, Ring	6	191-2313	1	Kit, Drive (Includes Ring Retainer, Retainer Spacer, Wave Washer, Spring, Starter Gear, and Clutch/Spline)
2	191-2156	1	Cap Assy, Drive (Includes Bushing)				
3	191-2321	1	Armature				
4	191-2317	1	Cap Assy, End (Includes Bushing)				

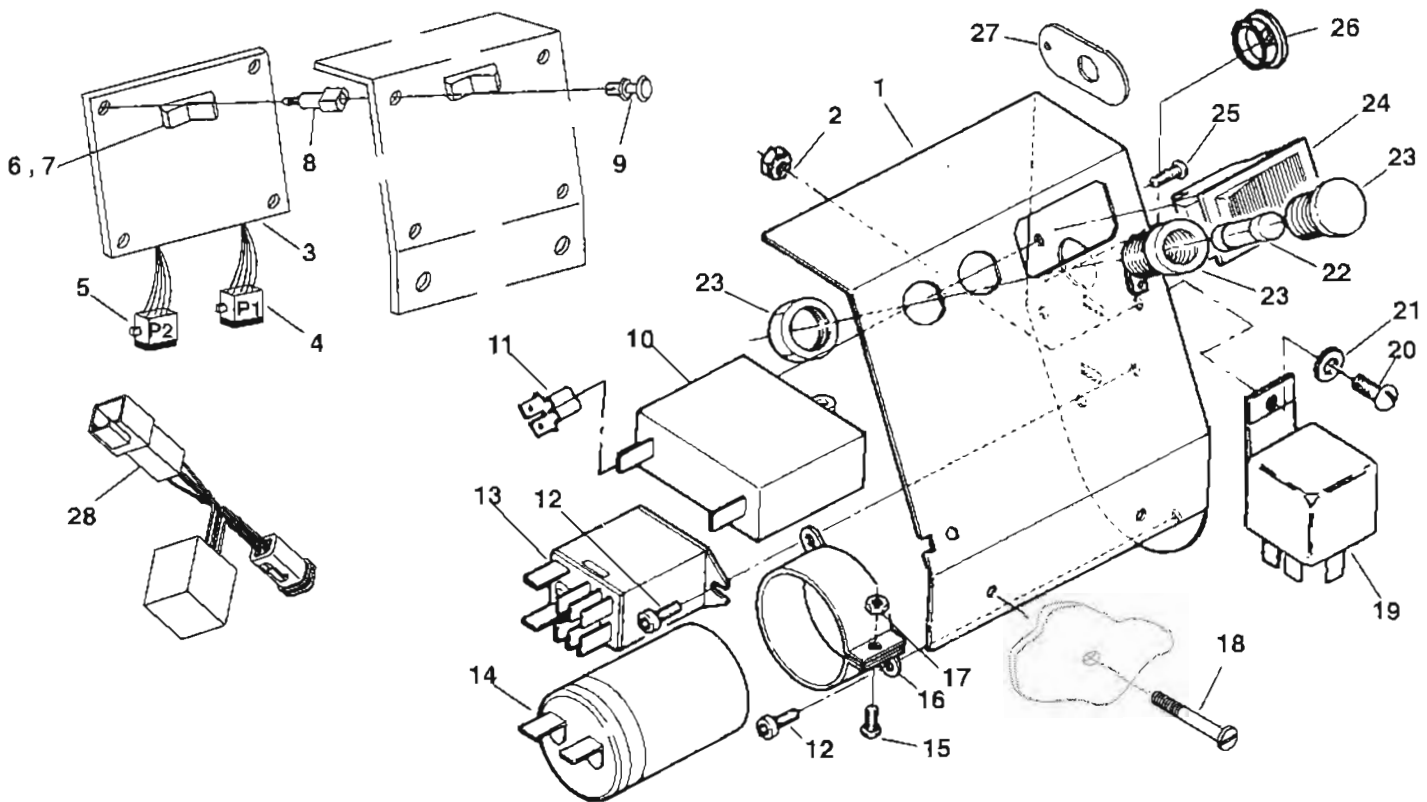
Generator



Generator

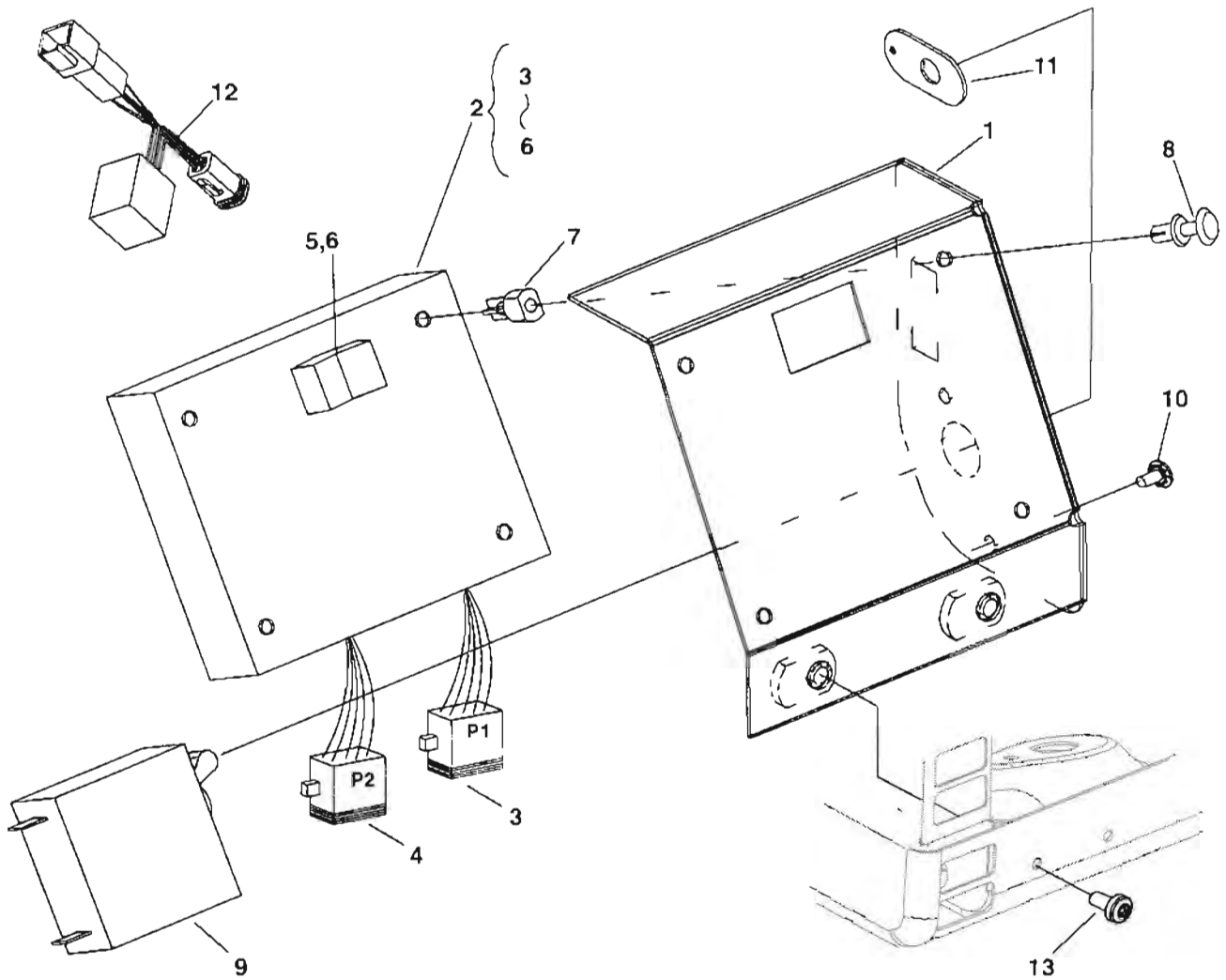
REF NO.	PART NO.	QTY USED	PART DESCRIPTION	REF NO.	PART NO.	QTY USED	PART DESCRIPTION
1	815-0669	1	Bolt, Rotor Thru (3/8-16NC x 3.50")	11	232-3312	2	Cap, Terminal (Natural)
2	526-0392	1	Washer, Fan Hub	12	515-0289	1	Key, Fan Hub
3			Hub Assy, Fan (Includes Magnet & Rivets) KV	13			Rotor, Generator (Includes Bearing and Collector Ring) KV 60Hz
	205-0174	1	Spec A-B (Includes Parts Marked @)		201-3606-01	1	Spec A-B
	205-0172	1	@ Fan		201-3606-02	1	Spec C-H
	134-4531	3	@ Insert		201-3606-03	1	Begin Spec J 50Hz
	823-0003-03	3	@ Screw, Socket Drive Pan Head (M6 x 20mm)		201-3606-01	1	Spec A-B
	205-0206	1	Begin Spec C		201-3606-02	1	Spec C-E
	205-0206	1	KVC, KVD				Spec F-G 33742 & 51894
4	823-0003-04	10	Screw, Pan Head Trox Thread Forming (M6 x 1 x 25mm)		201-3606-03	1	Begin Spec F KVC 60Hz
5	740-1004	10	Washer, Flat (M6) (KV Begin Spec J, KVC Begin Spec B, KVD)		201-3606-03	1	Begin Spec A KVD 60Hz and 50Hz
6	509-0420	1	O'Ring (Supersedes 509-0196)		201-3606-03	1	Begin Spec A
7	510-0099	1	Bearing, Ball	14	307-2659	1	Solenoid, Throttle Closing (Includes Nut and Washer) (K4) (KV)
8	204-0139	1	Ring, Collector				
9			Stator, Generator KV 60Hz	15	740-1004	1	Washer, Flat (M6) (KV Spec A-H)
	220-4125-S1	1	Spec A-H	16	307-2655-02	1	Bracket, Solenoid (KV)
	220-4125-07	1	Begin Spec J 50Hz	17			Housing, Stator KV Spec A-H
	220-4125-03	1	Spec A-E Spec F-G 33742 & 51844		220-4595-01	1	100V, 120V, 220V
	220-4125-04	1	Spec F-H		220-4595-02	1	230V
	220-4125-08	1	Begin Spec J KVC 60Hz		220-4595-02	1	Spec J-L KVC, Spec B KVD (64mm)
	220-4125-06	1	Spec A	18	520-2037	6	Stud, Generator Mounting
	220-4125-07	1	Begin Spec B KVD 60Hz	19	870-0212	1	Nut, Hex Flange Locking (1/4-20) (KV Spec A)
	220-4125-07	1	Spec A 50Hz	20	402-0547	1	Isolator, Vibration (KV Spec A)
	220-4125-08	1	Begin Spec B	21	166-0816-S0	1	Assy, Magnet
10	232-3311	2	Cap, Terminal (Black)				@- Parts Included in Spec A-B Fan Hub Assy

Control (KV Spec A-F)



REF NO.	PART NO.	QTY USED	PART DESCRIPTION	REF NO.	PART NO.	QTY USED	PART DESCRIPTION
1			Box, Control	13	307-2594	1	Relay, Start Disconnect (K2)
	301-9860-02	1	Spec A,B	14			Capacitor (C1)
	319-1347-02	1	Spec C-F		356-0138-02	1	Spec A, B
2	870-0235	1	Nut, Self Locking (8-32)		300-4329	1	Spec C-F
3	300-5299	1	PCB Assy (Includes PCB Harnesses, Switch Cover and Switch) (Spec C-F)	15	812-0066	1	Screw, Round Head Machine (#6-32 x 3/4")
4	338-2743	1	Harness, PCB (P1)(Spec C-F) Obsolete	16	356-0070	1	Clamp
5	338-2742	1	Harness, PCB (P2)(Spec C-F) Obsolete	17	860-0006	1	Nut, Hex (#6-32)
6	308-0995	1	Switch, Rocker (Spec C-F)	18	823-1002-01	2	Screw, Pan Head Machine (M6 x 1 x 12mm)
7	308-0996	1	Cover, Rocker Switch (Spec C-F)	19			Relay, Stop (12V)
8	870-0488	4	Standoff, PCB (Spec C-F)		307-1886	1	K5
9	870-0487	4	Rivet, Standoff (Spec C-F)		307-1886	1	K6 (Used on 1.7 And 2.0 KV) (3 Wire)
10			Breaker, Circuit (CB1)		307-2562	1	K3 Magneto Grounding
	320-1318	1	7.5A	20	812-0079	1	Screw, Round Head Machine (#8-32 x 1/2")
	320-1663-01	1	9.5A	21	526-0003	1	Washer, Flat
	320-1320	1	15A	22	321-0298	2	Fuse (F1, F2)
	320-1319		10A	23	321-0305	2	Holder, Fuse (Cap and Base)
	320-1713-01	1	2.3KV-FR/51844F 2KV-FR/37544A	24	308-0768	1	Switch, Rocker (S1)
	320-1663-02	1	2.0KV-FR/26119F 2.4KV-FR/33742F	25	815-0549	2	Screw, Cross Recessed ET Phillips (#6-32 x 1/4")
	320-1322	1	25A	26	517-0135	1	Plug, Hole
11	332-1571	1	Terminal, Tab Adapter (Used on 2.8 KV)	27	319-1675-02	1	Plate, Circuit Breaker (Used with 320-1713-01 Spec 51844 Spec A-F)
12	823-0001-01	4	Screw, Socket Drive Pan Head (M3 x 6MM)	28	302-2031	1	Transformer Assy (100V Sets)

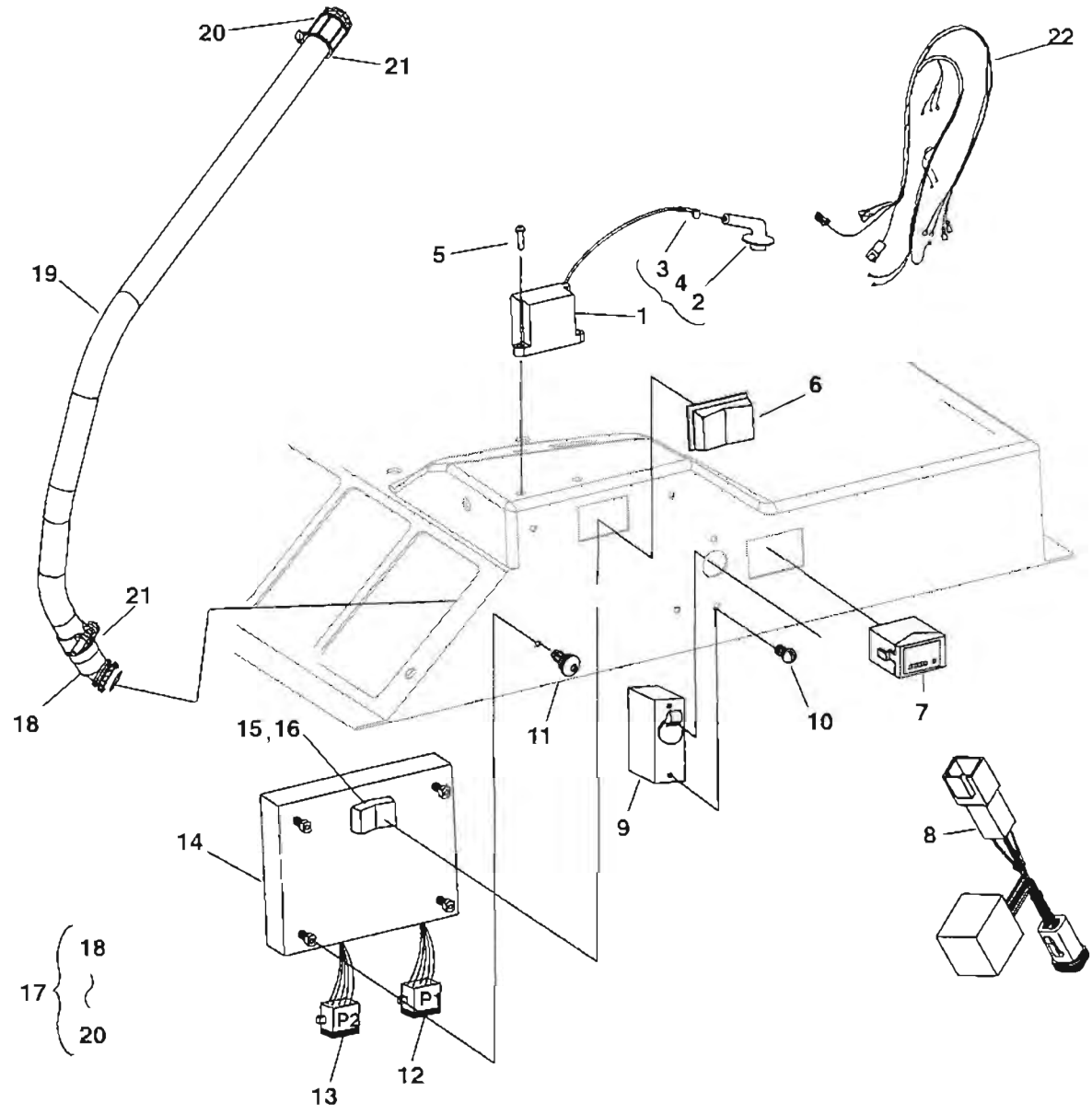
Control (KVD and KV Begin Spec G)



REF NO.	PART NO.	QTY USED	PART DESCRIPTION
1	319-1347-02	1	Box, Control
2	300-5299	1	PCB Assy (includes PCB Harnesses, Switch Cover Label and Switch)
3	338-2742	1	Harness, PCB (P2) Obsolete
4	338-2743	1	Harness, PCB (P1)
5	308-0995	1	Switch, Rocker (S1)
6	308-0996	1	Cover, Rocker Switch
7	870-0488	4	Standoff, PCB
8	870-0487	4	Rivet, Standoff
9			Breaker, Circuit
	320-1663-02	1	10 Amps 2.3KVFR33742 2KVFR26119
	320-1713-01	1	10 Amps 2.3KVFR51844
	320-1322	1	25 Amps 2.8KV FA26100,FR11351 FA11574 2.5KVFR11540

REF NO.	PART NO.	QTY USED	PART DESCRIPTION
10	815-0549	2	Screw, Cross Recessed ET Phillips (#6-32 x 1/4")
11	319-1675-02	1	Plate, Circuit Breaker (Used with 320-1713-01)
12	302-2031	1	Transformer Assy (100V Sets)
13	823-1002-01	2	Screw, Pan Head Torx (M6 x 1 x 12mm)

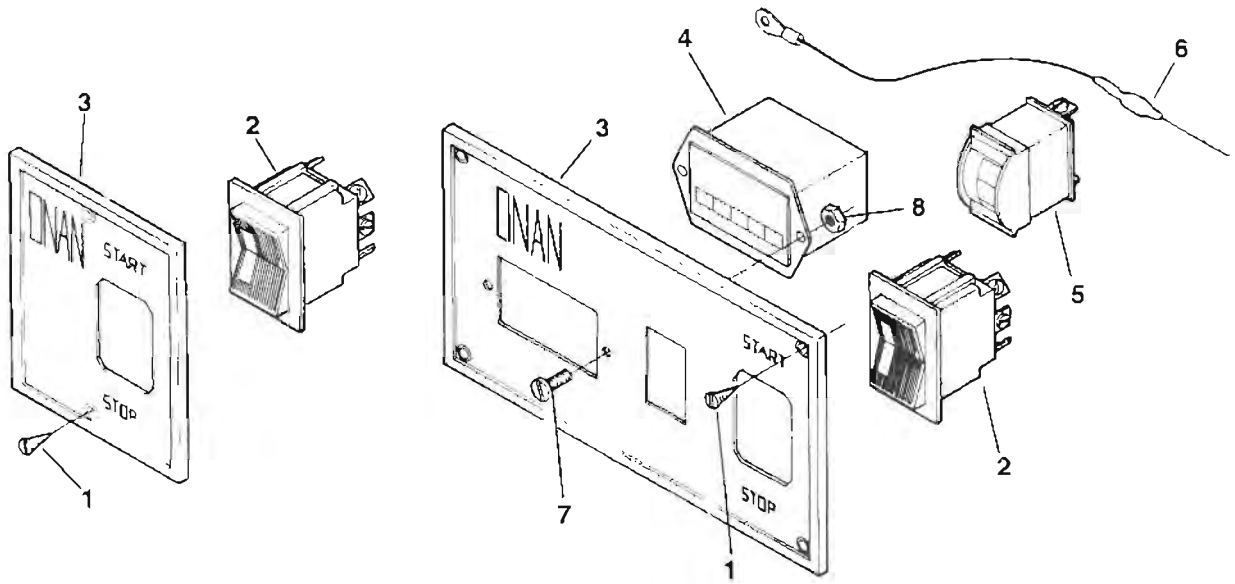
Control KVC



REF NO.	PART NO.	QTY USED	PART DESCRIPTION	REF NO.	PART NO.	QTY USED	PART DESCRIPTION
1	166-0784-S0	1	Coil Assy, Ignition (Includes Lead, Boot and Terminal)	13	338-2742	1	Harness, PCB (P2) Obsolete
2	167-0265	1	Boot, Spark Plug	14	300-5299	1	PCB, Control (Includes PCB Harnesses, Switch Cover and Switch)
3	167-0267	1	Terminal, Spark Plug	15	308-0995	1	Switch, Rocker
4	166-0779	1	Coil, Ignition	16	308-0996	1	Cover, Rocker Switch
5	823-0002-04	4	Screw, Pan Head Torx Thread Form (M4 x 0.7 x 12mm)	17	331-0564	1	*Conduit Assy (Includes Connectors and Conduit)
6	308-0949	1	Cover, Switch	18	331-0563	1	*Connector, 45°
7	302-2002	1	Meter, Hour	19	331-0565	1	*Conduit, Flex (1/2")
8	302-2031	1	Transformer Assy (100V Units) (Reaches from Control PCB to Genset [J2] Harness)	20	331-0007	1	*Connector, Straight Conduit (1/2") Obsolete
9	320-1322	1	Breaker, Circuit (25A)	21	331-0533	2	Bushing, Anti Short (1/2")
10	815-0549	2	Screw, Pan Head Cross Recessed (#6-32 x 1/4")	22	338-3844	1	Harness, AC Output
11	870-0487	4	Rivet, Standoff				
12	338-2743	1	Harness, PCB (P1)				

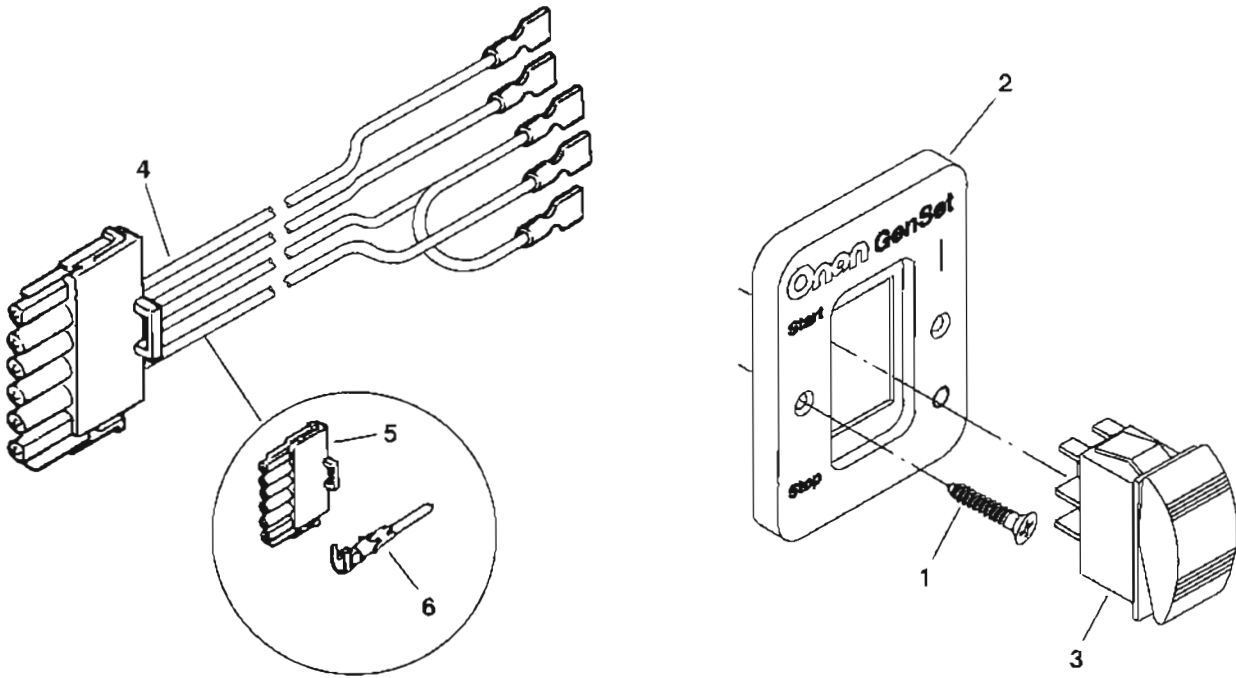
* - Marked Items For Reference only Not For Sale

Remote Panel (KV Spec A-E)



REF NO.	PART NO.	QTY USED	PART DESCRIPTION	REF NO.	PART NO.	QTY USED	PART DESCRIPTION
1			Screw, Oval Head Cross Recessed Wood (#5 x 1/2")	4	302-0885	1	Meter, Hour (M2)
	815-0380	2	Standard Control	5	302-0888	1	Meter, Battery Condition (M1)
	815-0380	4	Deluxe Control	6	359-0034	1	Diode Obsolete
2	308-0341	1	Switch, Rocker (S1)	7	815-0385	2	Screw, Round Head Machine (#6-32 x 1/2")
3			Panel, Control	8	860-0006	2	Nut, Hex Head (#6-32)
	301-3566	1	Standard Control				
	301-3606	1	Deluxe Control (Obsolete)				

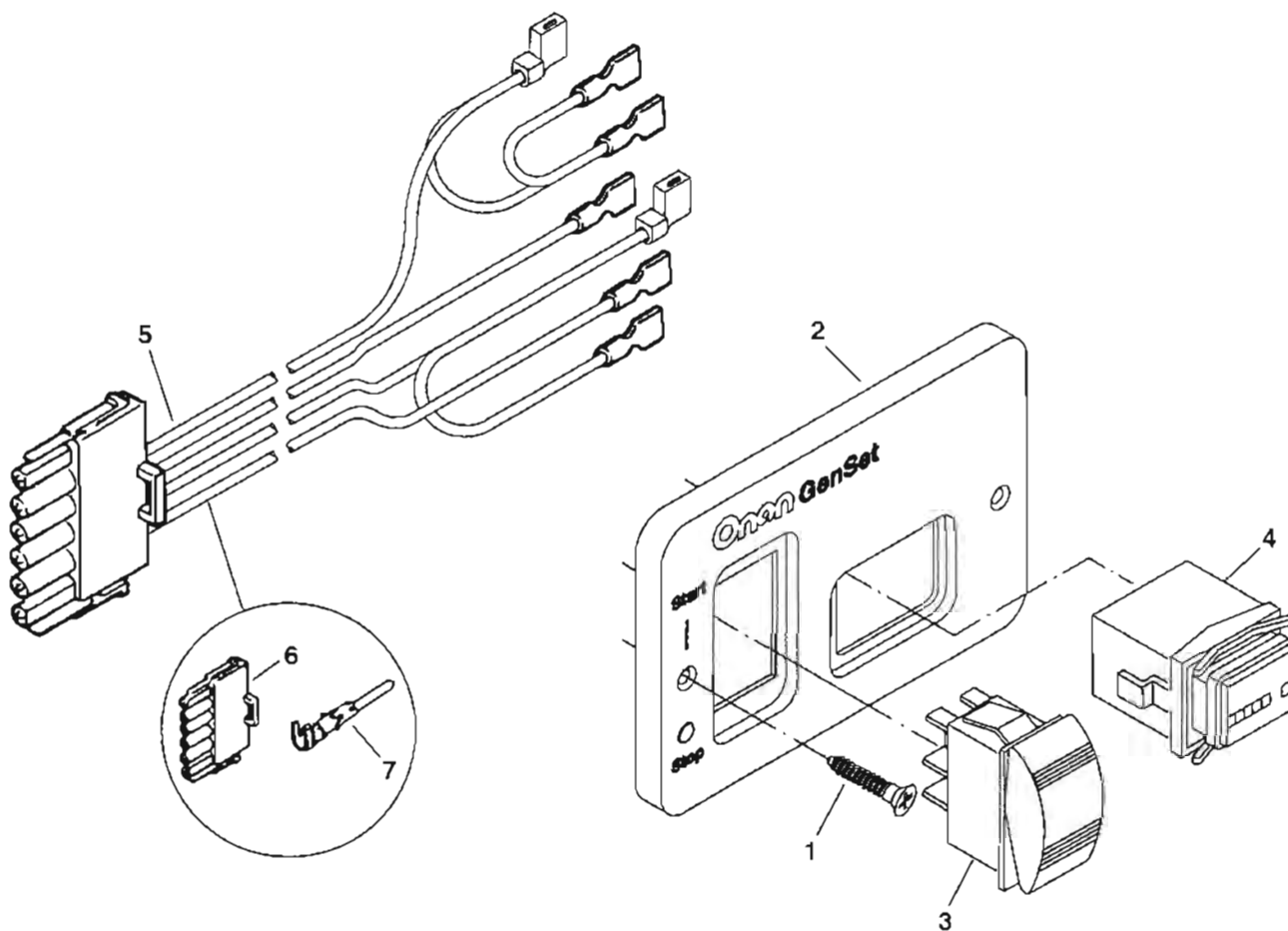
Remote Switch Panel (KV Begin Spec F)



REF NO.	PART NO.	QTY USED	PART DESCRIPTION
	300-4936	1	Kit, Remote Switch Panel
1	815-0910	2	Screw, Wood (#6 x 1")
2	319-2339-01	1	Panel, Printed
3	308-1062	1	Switch, Rocker

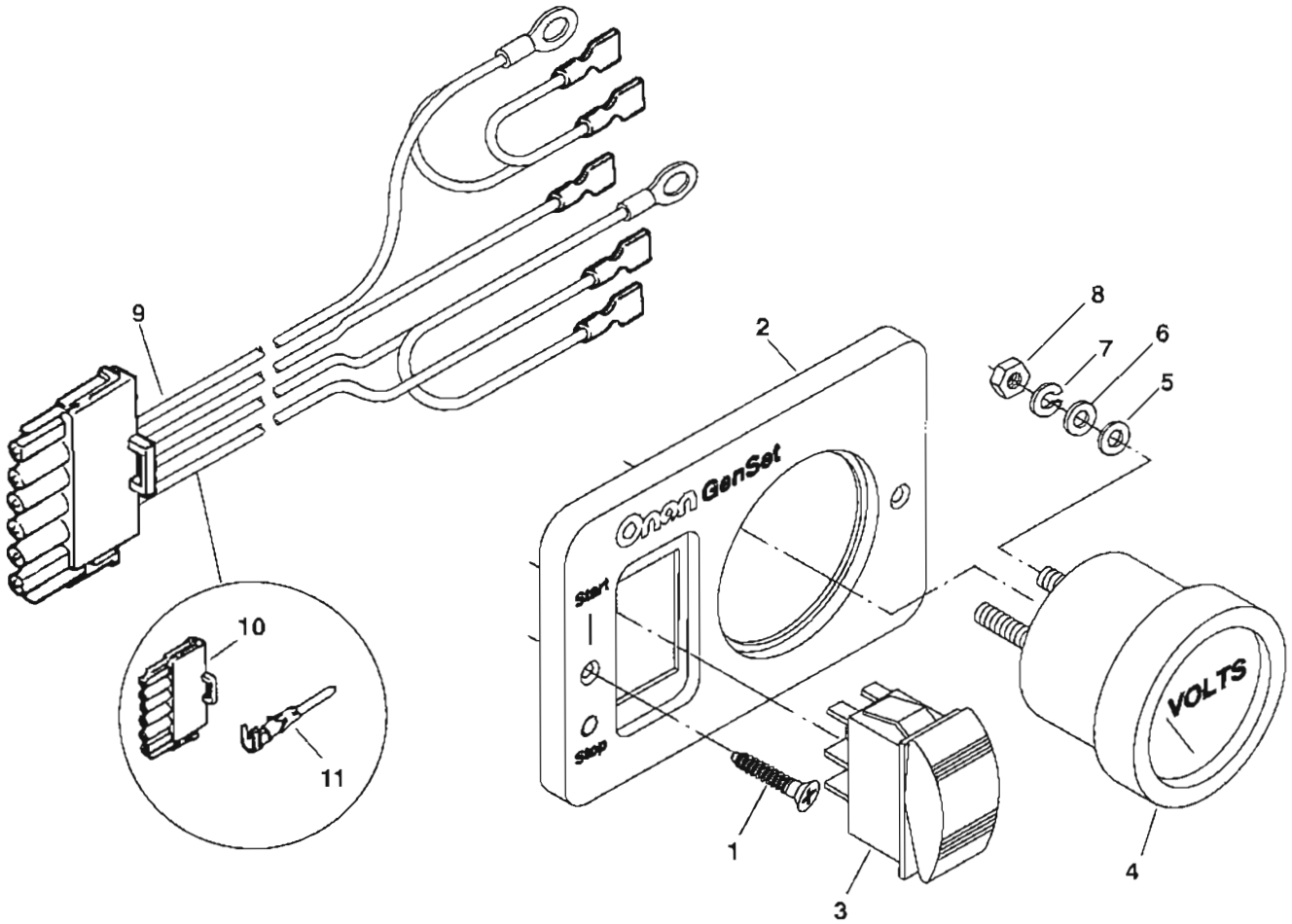
REF NO.	PART NO.	QTY USED	PART DESCRIPTION
4	338-3510	1	Harness, Remote Panel (Includes Plug and Pins)
5	323-1304	1	Plug, 6-Pin
6	323-1199	4	Pin, Contact

Remote Switch/Hourmeter Panel (KVD and KV Begin Spec F)



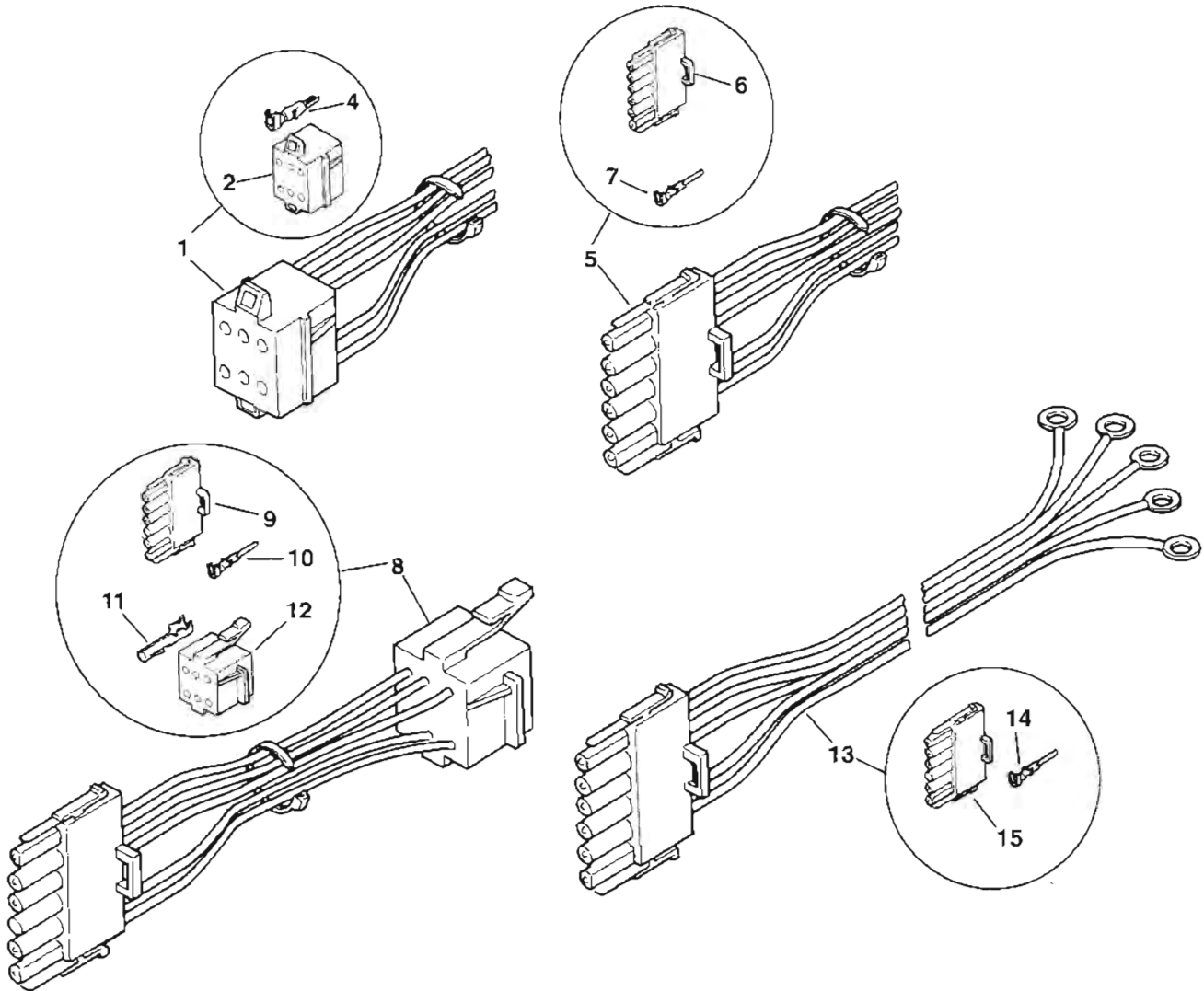
REF NO.	PART NO.	QTY USED	PART DESCRIPTION	REF NO.	PART NO.	QTY USED	PART DESCRIPTION
	300-4937	1	Kit, Remote Switch/Hourmeter Panel	4	302-2002	1	Hourmeter
1	815-0910	2	Screw, Wood (#6 x 1")	5	338-3466	1	Harness, Remote Panel (Includes Plug and Pins)
2	319-2340-03	1	Panel, Printed	6	323-1304	1	Plug, 6-Pin
3	308-1062	1	Switch, Rocker	7	323-1199	4	Pin, Contact

Remote Switch/Voltmeter Panel (KVD and KV Begin Spec F)



REF NO.	PART NO.	QTY USED	PART DESCRIPTION	REF NO.	PART NO.	QTY USED	PART DESCRIPTION
	300-4938	1	Kit, Remote Switch/Voltmeter Panel	7	850-0030	2	Washer, Lock (#10)
1	815-0910	2	Screw, Wood (#6 x 1")	8	871-0010	4	Nut, Hex Brass Machine (#10-32)
2	319-3132-02	1	Panel, Printed	9	338-3507	1	Harness, Remote Panel (Includes Plug and Pins)
3	308-1062	1	Switch, Rocker	10	323-1304	1	Plug, 6-Pin
4	302-1641	1	Voltmeter	11	323-1199	4	Pin, Contact
5	526-0409	2	Washer, Nylon Flat (#10)				
6	526-0049	4	Washer, Brass Flat (#10)				

Remote Wiring Harness (KV Spec A-E)



REF NO.	PART NO.	QTY USED	PART DESCRIPTION
1	338-1082	1	Harness, 6" Wiring (Includes Parts Marked *)
2	323-0500	5	*Pin, Contact
3	332-0942	1	+*Tie, Cable
4	323-0400	1	*Housing, Connector (6 Place)
5	338-2046	1	Harness, 6" Wiring (Includes Parts Marked +)
6	323-1304	1	+Housing, Connector (6 Place)
7	323-1199	5	+Pin, Contact
8	338-2137	1	Harness, 6" Wiring (Includes Parts Marked -)
9	323-1304	1	-Housing, Connector (6 Place)
10	323-1199	5	-Pin, Contact
11	323-0488	5	-Socket, Connector

REF NO.	PART NO.	QTY USED	PART DESCRIPTION
12	323-0440	1	-Housing, Connector (6 Place)
13			Harness, Wiring (Includes Parts Marked &)
	338-2260-01	1	Ten Foot
	338-2260-02	1	Thirty Foot
14	323-1199	5	&Pin, Contact
15	323-1304	1	&Housing, Connector (6 Place) (J2)

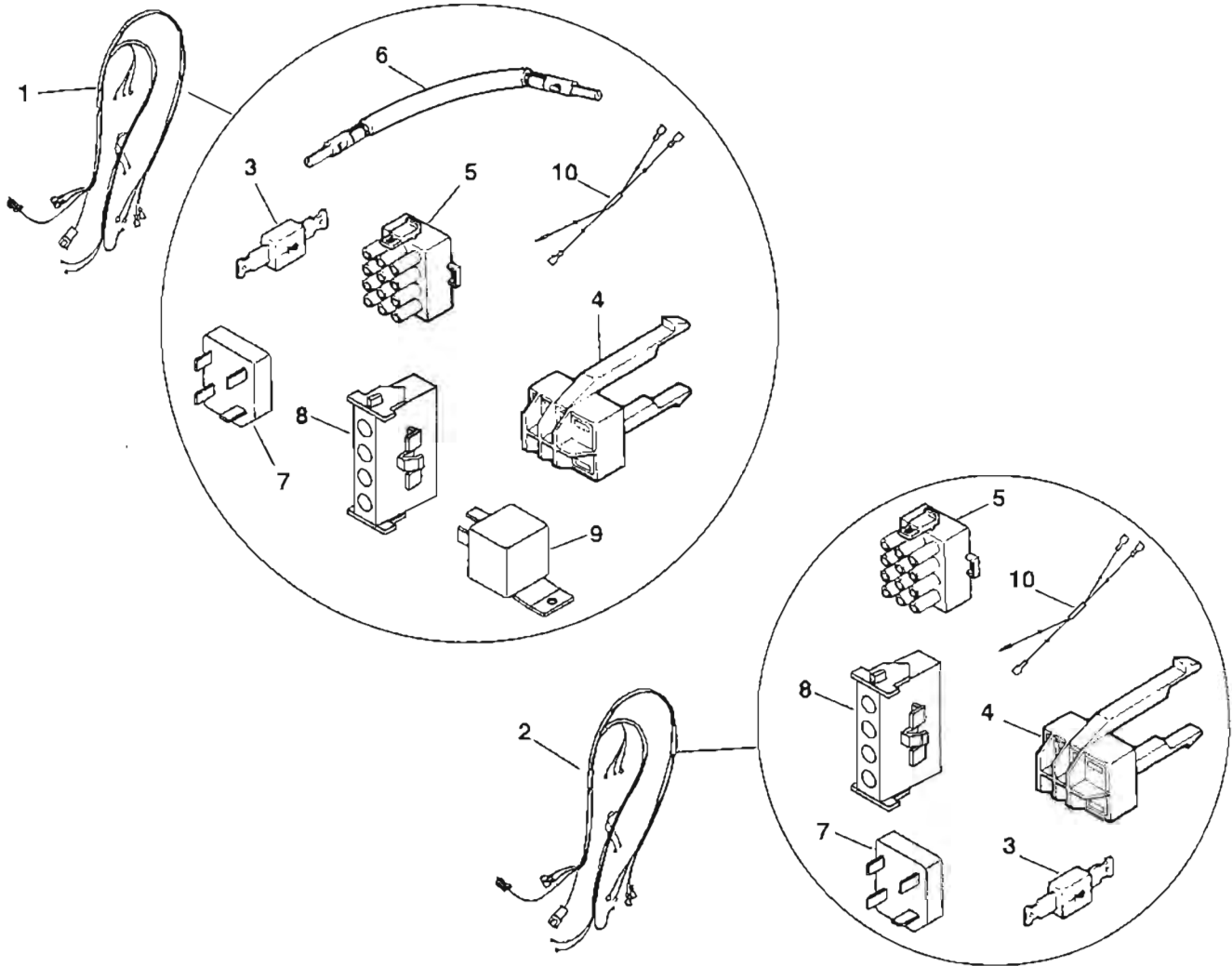
* - Parts Included in 338-1082 Wiring Harness.

+ - Parts Included in 338-2046 Wiring Harness.

- - Parts Included in 338-2137 Wiring Harness.

& - Parts Included in 338-2260-01 & -02 Wiring Harness.

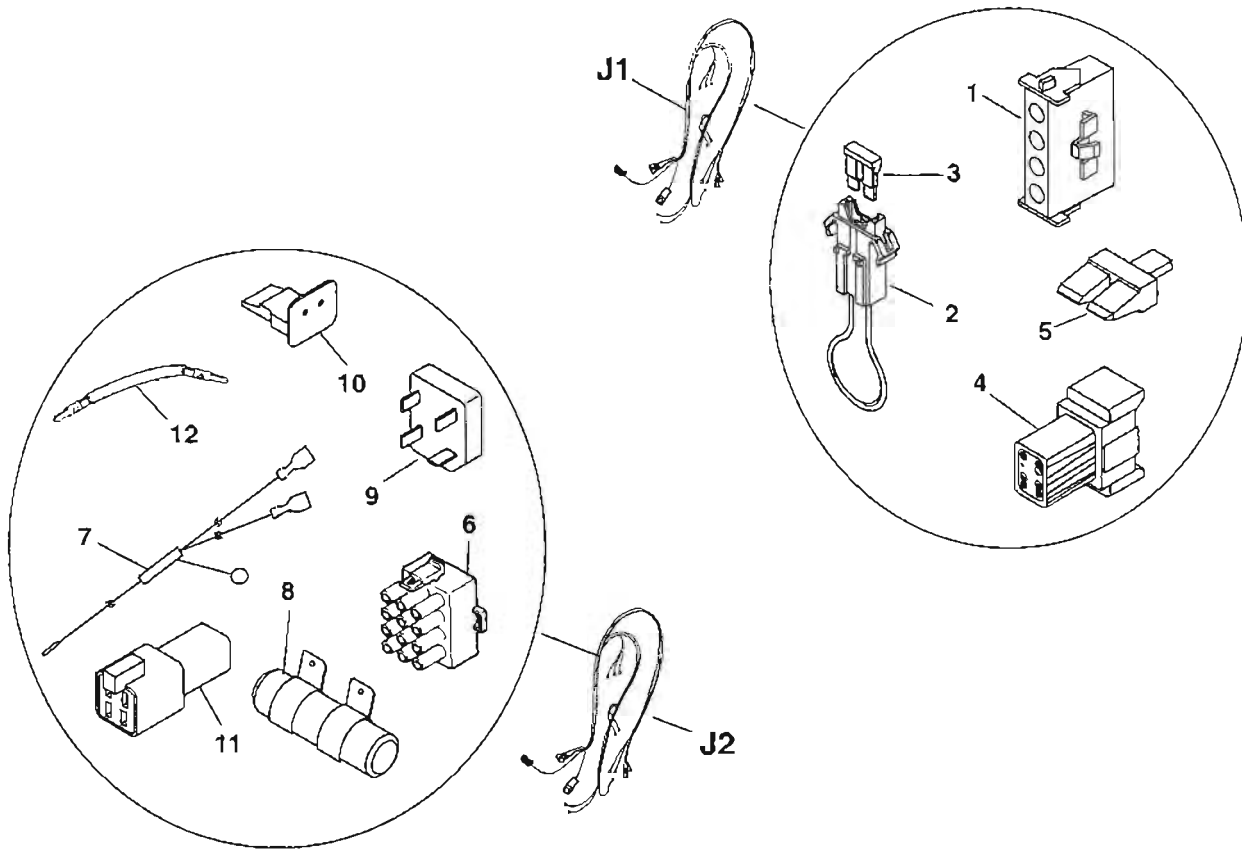
Generator Harness (KV Spec A, B)



REF NO.	PART NO.	QTY USED	PART DESCRIPTION	REF NO.	PART NO.	QTY USED	PART DESCRIPTION
1			Harness, Generator Gasoline Sets (Includes Parts Marked *)	7	307-1886	1	+*Relay (LP=K3) (Gasoline=K5)
	338-2441-01	1	Spec 29236	8	323-1342	1	+*Housing, Terminal (P2) (6 Pin)
	338-2441-02	1	Spec 33742, 37544A	9	307-1575	1	*Relay (Gasoline=K3)
	338-2615-02	1	Spec 37544B	10	338-2209	1	* Gasoline Units
	338-2210	1	Spec 26100		338-2614	1	+ LP Units Z2 (DC)Obsolete
2			LP Sets (Includes Parts Marked +)		338-2208	1	* Gasoline Units
	338-2731	1	Spec 26119		338-2613	1	+ LP Units Obsolete
	338-2591	1	Spec 26120		338-2618	1	* Z3 (Spec 37544B Only) Z4
3	357-0030	2	+*Rectifier, Silicon (CR1, CR2)		338-2440	1	+* Spec 29236, 33742, 37544A, 26119 Obsolete
4	323-1443	1	+*Socket, Relay (8 Pin) (K2) Obsolete		338-2617	1	* Spec 37544B
5	323-1314	1	+*Plug, Connector (12 Pin) (P1)				
6			*Resistor, Fixed (P1-4 to P1-5) (Includes Slewing & Sockets)				
	304-0805-01	1	Spec 29236				
	304-0805-02	1	Spec 33742, 37544				

* - Parts Included in Gasoline Generator Harness.
+ - Parts Included in LP Generator Harness.

Generator Harness (KV Spec C-E)

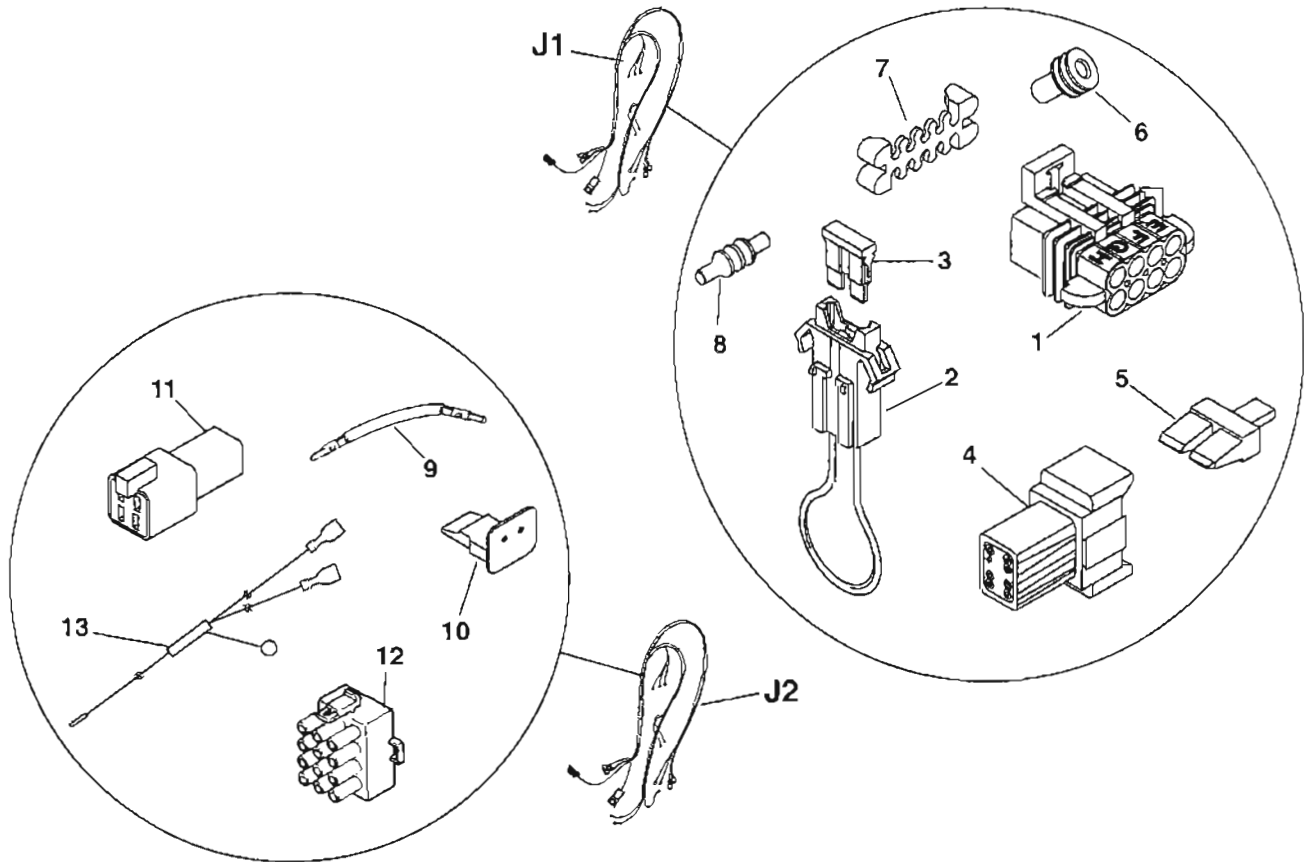


REF NO.	PART NO.	QTY USED	PART DESCRIPTION
			Harness, Generator
			J1 (Includes Parts Marked *)
	338-2741	1	Spec 11351, 26100, 26119, 26120, 33742, 2089A
	338-2771	1	Spec 51844 J2 (Includes Parts Marked +)
	338-2739	1	Spec 26100, 26120
	338-3263	1	Spec 11351
	338-2762	1	Spec 26119, 33742
	338-2772	1	Spec 51844
1	323-1342	1	*Housing, Terminal (6 Pin) (J5)
2	321-0312-S1	1	*Fuse Assy, 5A (F1) (Includes Fuse)
3	321-0307-03	1	*Fuse, 5A (F1)
4	323-1542	1	*Receptacle (8 Pin) (J1)
5	323-1544	1	*Wedge, Receptacle (8 Pin) (J1)
6	323-1314	1	*Plug, Connector (12 Pin) (P3)

REF NO.	PART NO.	QTY USED	PART DESCRIPTION
			+Harness, DC
			Z1
			Z4
	338-2763	1	Spec 26119, 33742
	338-2773	1	Spec 51844
8	304-0821	1	+Resistor (R1)
9	305-0718	1	+Rectifier, Bridge (CR1)
10	323-1547	1	+Wedge, Receptacle (J2) (4 Pin)
11	323-1549	1	+Socket, Receptacle (J2)
12			+Resistor, Fixed (P3-1 P3-5) (Includes Slewing & Sockets)
	304-0805-02	1	Spec 51844 (J4-4 to J4-5) Spec 26199, 33742 (P3-4 to P3-5)
	304-0805-04	1	Spec 11351 (P3-1, P3-5)

* - Parts Included in (J1) Generator Harness.
+ - Parts Included in (J2) Generator Harness.

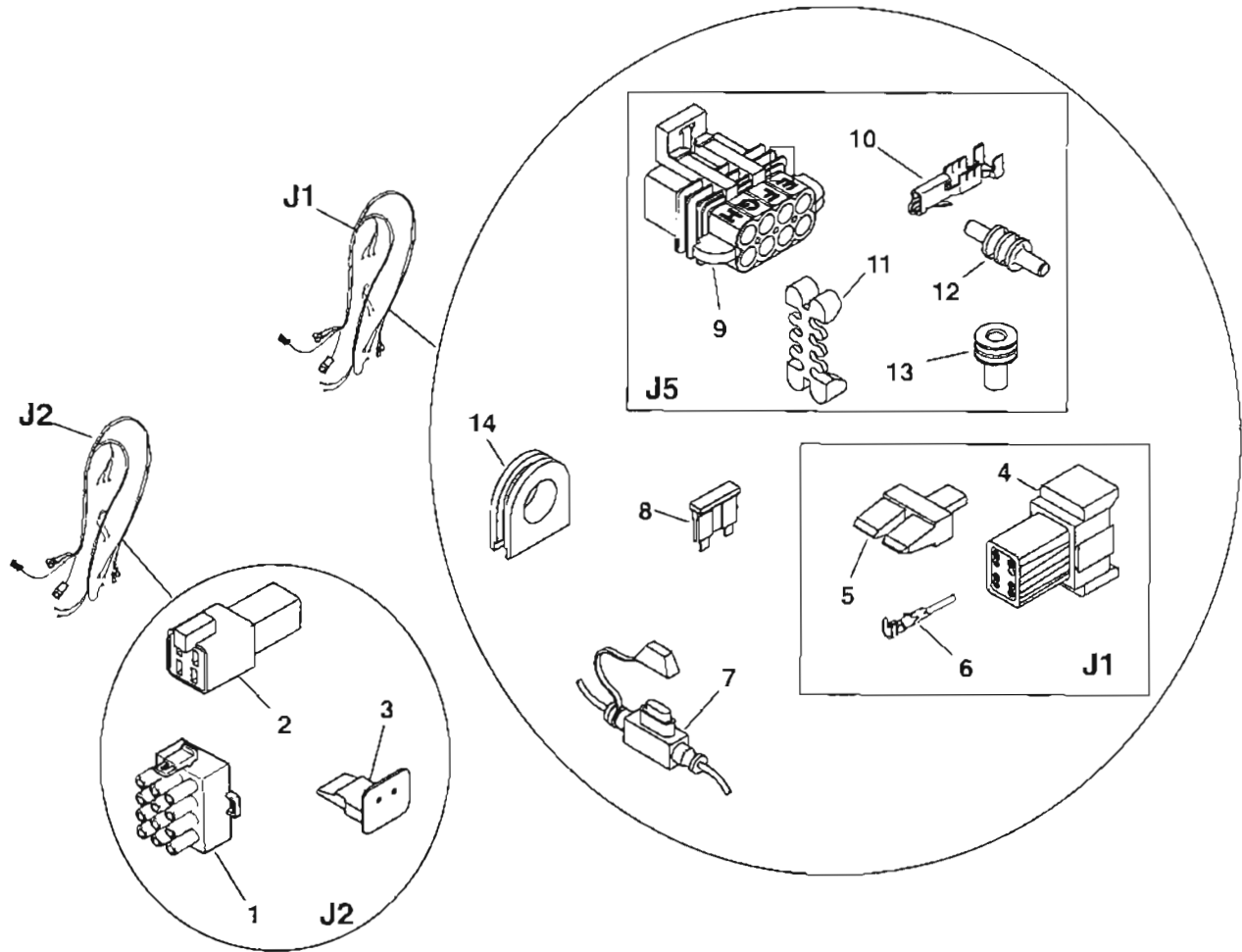
Generator Harness (KV Begin Spec F)



REF NO.	PART NO.	QTY USED	PART DESCRIPTION	REF NO.	PART NO.	QTY USED	PART DESCRIPTION
			Harness, Generator	5	323-1544	1	*Wedge, Receptacle (8 Pin) (J1)
388-3628		1	J1 (Includes Parts Marked *)	6	323-1708	4	*Seal, Cable (J5)
			Spec 11351, 11540,	7	323-1741	1	*Housing, Lock (J5)
			26100, 26119, 26120,	8	323-1712	6	*Plug, Cavity (J5)
			33742	9	304-0805-05	1	+Resistor (R1)
338-3528		1	Spec 51844 Obsolete				Spec 11351, 11540
338-3672		1	Spec 11574 Obsolete				(P3-1, P3-5)
			J2 (Includes Parts Marked +)				Spec 51844, 26119, 33742
338-3607		1	Spec 51844				(P3-4, P3-5)
338-3549		1	Spec 11351, 11540	10	323-1547	1	+Wedge, Receptacle (4 Pin) (J2)
338-3574		1	Spec 26119, 33742	11	323-1549	1	+Socket, Receptacle (J2)
338-3550		1	Spec 11574, 26100,	12	323-1314	1	+Plug, Connector (12 Pin) (P3)
			26120	13			+Harness, DC
338-4320		1	Begin Spec L		338-2740	1	Z1
1	323-1743	1	*Connector, Plug (8 Pin) (J5)		338-2773	1	Z4 (Spec 51844 Only)
2	321-0312-S1	1	*Fuse Assy, 5A (F1) (Includes Fuse)				
3	321-0307-03	1	*Fuse, 5A (F1)				
4	323-1542	1	*Receptacle (8 Pin) (J1)				

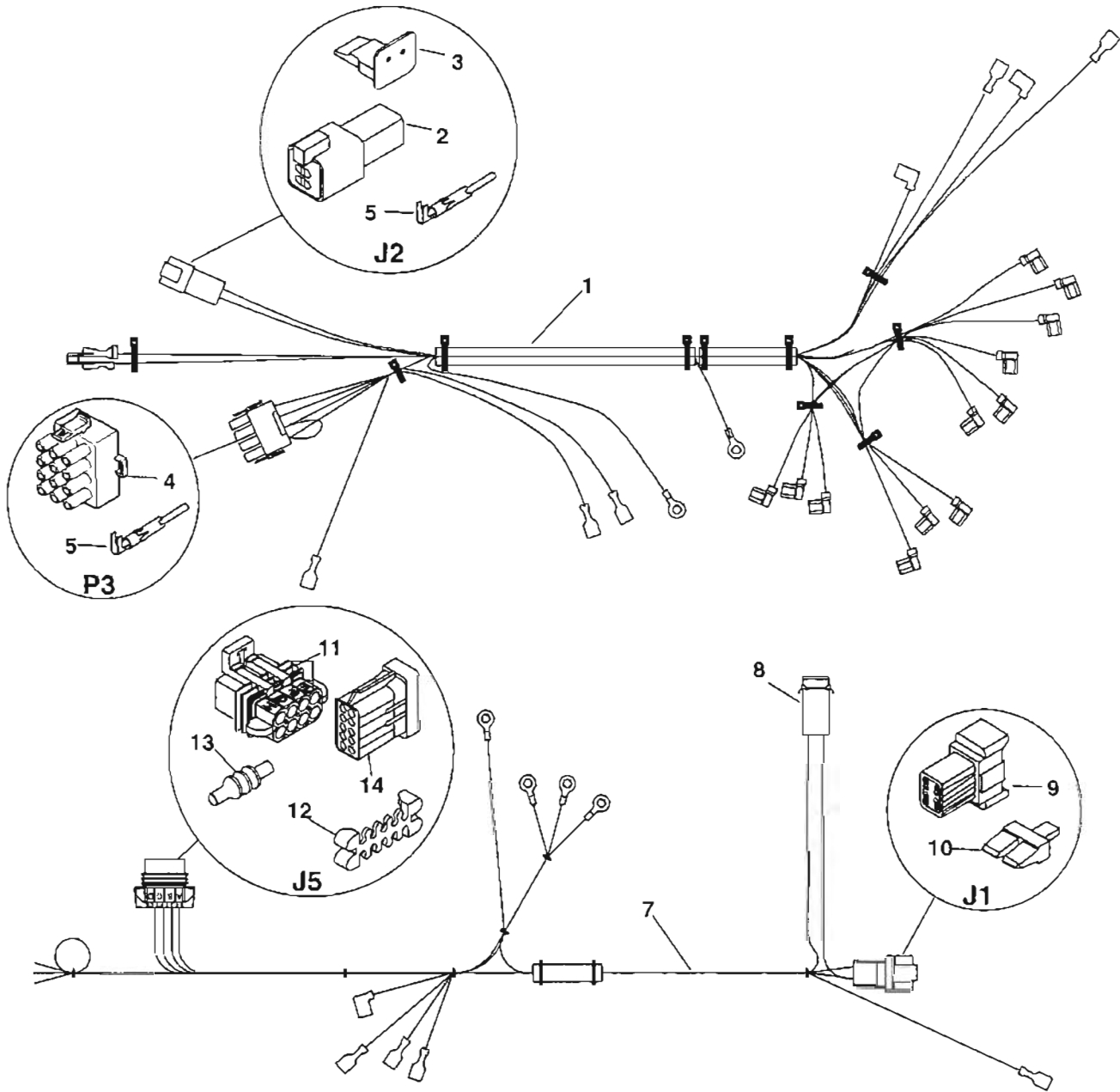
* - Parts Included in (J1) Generator Harness.
+ - Parts Included in (J2) Generator Harness.

Generator Harness KVC



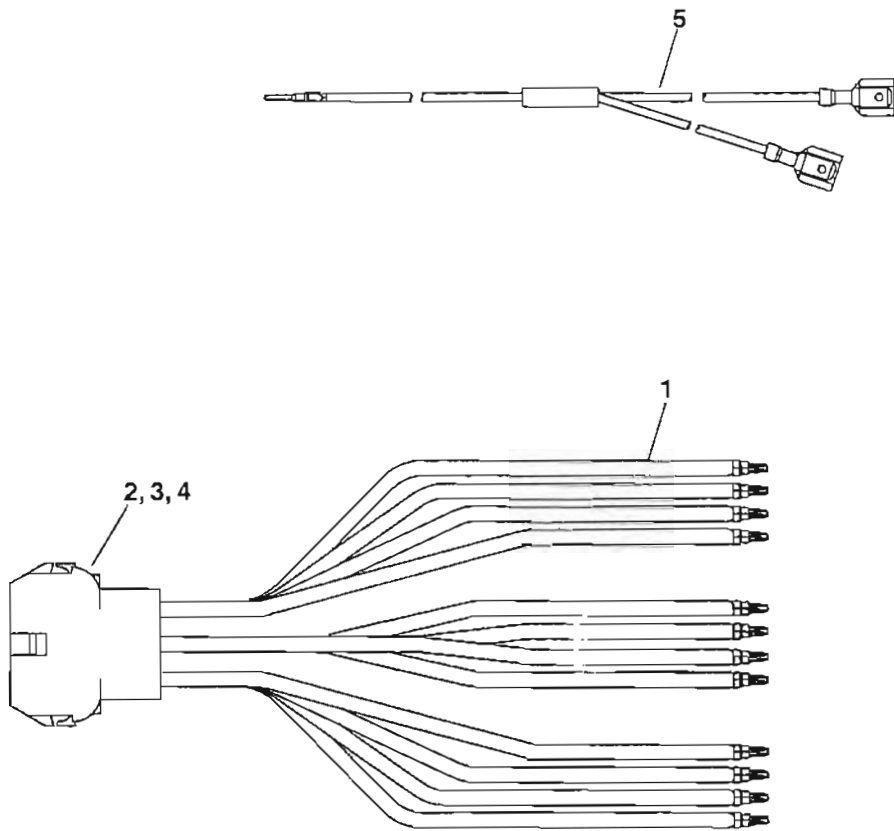
REF NO.	PART NO.	QTY USED	PART DESCRIPTION	REF NO.	PART NO.	QTY USED	PART DESCRIPTION
	338-3842	1	Harness, Generator J1 (Includes Parts Marked +) J2 (Includes Parts Marked *)	9	323-1743	1	+ Connector, Plug (J5) (Pin)
	338-3843	1	120V Units	10	323-1709	4	+ Terminal, Socket (J5)
	338-3846	1	100V Units	11	323-1741	1	+ Housing, Lock (J5)
1	323-1314	1	* Plug, Connector (P3) (12 Pin)	12	323-1712	4	+ Plug, Cavity (J5)
2	323-1549	1	* Socket, Receptacle (J2)	13	323-1708	4	+ Seal, Cable (J5)
3	323-1547	1	* Wedge, Receptacle (J2) (4 Pin)	14	508-0095	1	+ Grommet
4	323-1542	1	+ Receptacle (J1) (8 Pin)				+ - Parts included in (J1) Genset Harness.
5	323-1544	1	+ Wedge, Receptacle (J1) (8 Pin)				* - Parts Included in (J2) Genset Harness.
6	323-1491	8	+ Terminal, Pin (J1)				+ - Parts Included in 338-2428 Wiring Harness
7	321-0325	1	+ Holder, Fuse (F1)				
8	321-0307-03	1	+ Fuse (5A) (F1)				

Generator Harness KVD



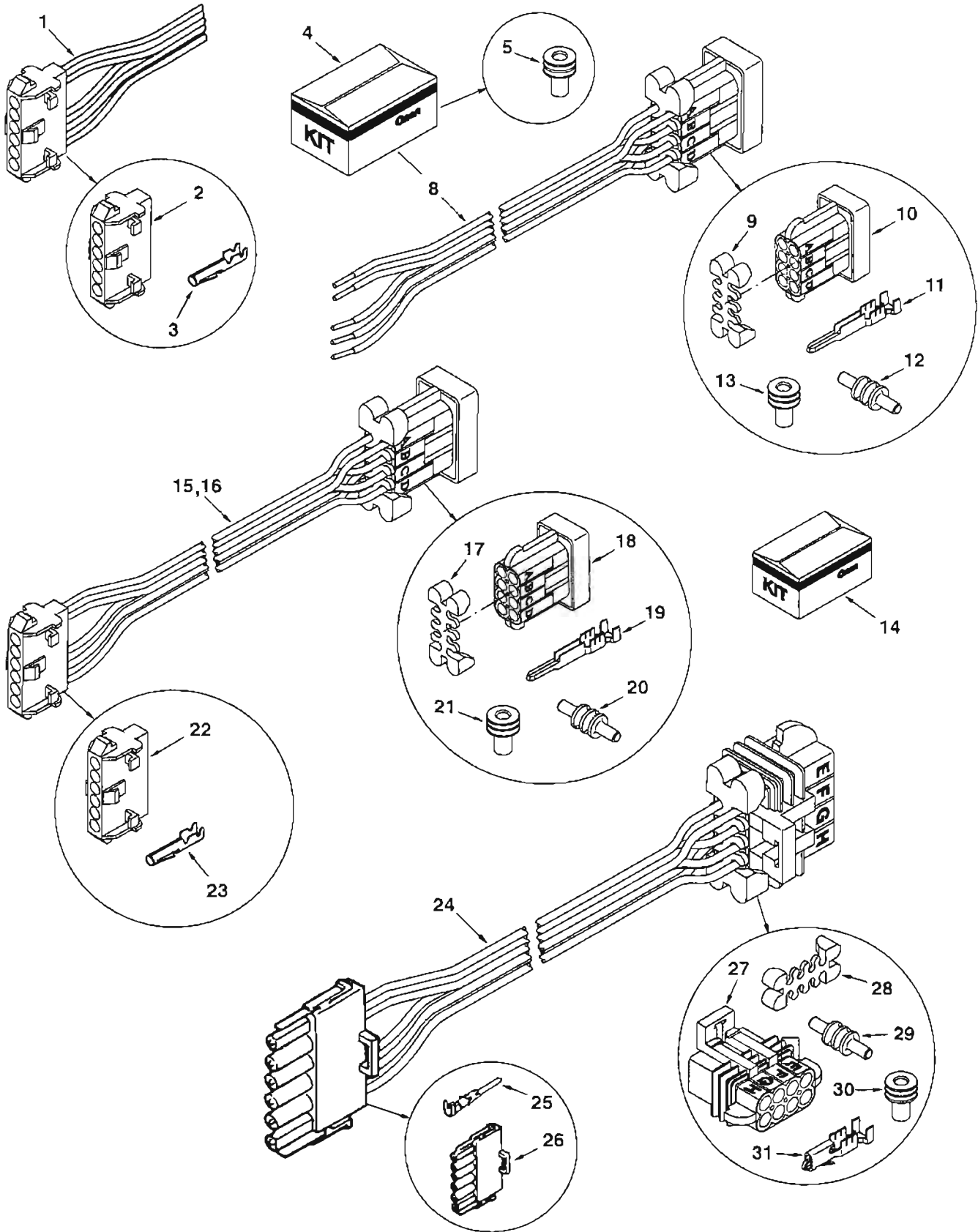
REF NO.	PART NO.	QTY USED	PART DESCRIPTION	REF NO.	PART NO.	QTY USED	PART DESCRIPTION
1		1	Harness, Generator (Included with Harness*)	8	321-0312-S1	1	+Fuse Assy, (5Amp)(F1)
	338-4070	1	Spec A	9	323-1542	1	+Receptacle (8 Pin)
	338-4381	1	Begin Spec B	10	323-1544	1	+Wedge, Receptacle (8 Pin)
2	323-1549	1	*Socket, Receptacle	11	323-1743	1	+Connector, Plug (8 Pin)(J5)
3	323-1547	1	*Wedge, Receptacle (4 Pin)	12	323-1741	1	+Housing, Lock
4	323-1314	1	*Plug, Connector (12 Pin)	13	323-1712	1	+Plug, Cavity
5	323-1491	AR	*Terminal, Pin	14	323-1709	1	+Terminal, Socket
6	332-2571	AR	*Terminal, Receptacle (25 x 90)				
7			Harness, Generator				
	338-3628	1	Spec A				
	338-4320	1	3729A and Begin Spec B				

PCB Harness



REF NO.	PART NO.	QTY USED	PART DESCRIPTION	REF NO.	PART NO.	QTY USED	PART DESCRIPTION
1	338-2428	1	Harness, PCB (Includes Parts Marked *)(KVC, KVD and KV, Spec 51844)	3	332-2659	2	*Terminal, PCB Tab
				4	323-1199	2	*Pin, Contact
2	323-1315	1	*Cap, Connector (12 PI)	5	338-3850	1	Harness, Wiring (Z1)(Includes Parts Marked #)(KVC)

Remote Wiring Harness (KVC, KVD and KV Begin Spec F)



Remote Wiring Harness (KVC, KVD and KV Begin Spec F)

REF NO.	PART NO.	QTY USED	PART DESCRIPTION	REF NO.	PART NO.	QTY USED	PART DESCRIPTION
1	338-3572	1	Harness, Adapter (Pigtail at Control Panel) (Includes Parts Marked *) (Use With Gasoline and LP Kits 300-4936, 300-4937, & 300-4938)	17	323-1741	1	<@ Lock, Housing (8 Pin)
				18	323-1744	1	<@ Connector, Receptacle (8 Pin)
				19	323-1707	5	@ Pin, Terminal
				20	323-1712	3	<@ Plug, Cavity
				21	323-1708	5	<@ Seal, Cable
				22	323-1342	1	<@ Housing, Terminal
2	323-1342	1	*Housing, Terminal	23	323-1200	5	<@ Socket, Contact
3	323-1200	5	*Socket, Contact	24	338-3514	1	Harness, Adaptor (6 Inches) (For Sets Prior to Spec F) (Include Parts Marked ~)
4	305-0979	1	Kit, Remote Adapter (Pigtail at Genset End) (Includes Parts Marked ^)	25	323-1199	5	~ Pin, Contact
				26	323-1304	1	~ Housing, Connector (6 Place)
5	323-1708	2	^Seal, Cable	27	323-1743	1	~ Connector, Plug (8 Pin)
6	332-3582	5	^Splice, Thermal (Not Shown)	28	323-1741	1	~ Lock, Housing (8 Pin)
7	C-571	1	^Sheet, Instruction (Not Shown)	29	323-1712	3	~ Plug, Cavity
8	300-4946	1	^Harness, Remote (Includes Parts Marked #)	30	323-1708	5	~ Seal, Cable
9	323-1741		#Lock, Housing (8 Pin)	31	323-1709	5	~ Socket, Terminal
10	323-1744	1	#Connector, Receptacle (8 Pin)				
11	323-1707	5	#Pin, Terminal				
12	323-1712	3	#Plug, Cavity				
13	323-1708	5	#Seal, Cable				
14	0305-0980	1	Kit, Remote Adapter (Lead Assemblies)				
15	338-3513	1	Harness, Adaptor (6 Inches) (New Set to Old Panel) (Includes Parts Marked @)				
16			Harness, Remote (Includes Parts Marked <)				
	338-3489-01	1	10 Feet				
	338-3489-02	1	30 Feet				

- * - Parts Included in 338-3572 Adapter Harness.
- ^ - Parts Included in 305-0979 Remote Adapter Kit.
- # - Parts Included in 300-4946 Remote Harness.
- @ - Parts Included in 338-3513 Adapter Harness.
- < - Parts Included in 338-3489-01 & -02 Remote Harness.
- ~ - Parts Included in 338-3514 Adapter Harness.

Labels and Paint

REF NO.	PART NO.	QTY USED	PART DESCRIPTION	REF NO.	PART NO.	QTY USED	PART DESCRIPTION
98-5759		1	Label, Warning (Hazardous Voltage) (KV, KVD)				KVD
98-5797		1	Label, Air Filter (Gasoline)	98-7494-01		1	Label, Listed (White, KVD 2.5 and 2.8)
98-5820		1	Label, Rating (Amp) (KV)	98-7997-01		1	Label, Logo (2500)
98-5926		1	Label, Warning (Noxious Fumes) (KV)	98-7997-02		1	Label, Logo (2800)
98-5976-03		1	Label, Barcode (KVC and KVD)	98-7997-03		1	Label, Logo (2000)
98-5976-04		1	Label, Amp Rating (KV)	98-7997-04		1	Label, Logo (2300)
98-5976-06		1	25A (KVD 2.0 and 2.3)	98-6388-02		1	Label, Phone Info
98-5976-03		1	9.5A	98-8052		1	Label, Warning (Substances)
98-6074-02		1	10A (Begin Spec F and KVD 2.0 and 2.3)	98-5757		1	Label, Warning (Hazardous Voltage)
98-6308		1	Label, Amp Rating (25 Amp) (KVD)	98-7494-01		1	Label, Listed (KVD)
98-6313		1	*Label, Warning (Substances)	98-7628		1	Label, Warning (Install)(KVC)
98-6388-02		1	Label, Air Filter (All Units)	98-7639		1	Label, Warning (Install, Hazardous Volt/Exhaust Gasoline)(KVC)
98-6448		1	Label, AC Notice (2.8) (KV) (Gasoline)	98-7921		1	Label, Warning (Install)(KVD)
98-6476		1	Label, Phone Info	98-7927		1	Label, Warning (Install)(KVD)
98-6476		2	Label, Control (KVD)	98-7939-02		1	Label, Blank (KVC and KVD)
98-6569-01		1	*Label, Ground (All Units)	525-0305	AR		Paint, Green Enamel (13 oz. Pressurized Spray Can)
98-6569-04		1	*Label, Ground (KVD)	518-0452	AR		Sealant, Thread (50 cc Bottle)
98-6569-05		1	KV	98-6569-06		1	LP
98-6569-05		1	Gasoline	98-6569-07		1	Gasoline
98-6569-02		1	2000				
98-6569-03		1	2800				
			2300				
			2800				
			KV				
			LP				
			2000				
			2500				

* - Parts Sold in Kit Only

Numerical Index

<u>Part No.</u>	<u>Page</u>	<u>Part No.</u>	<u>Page</u>	<u>Part No.</u>	<u>Page</u>	<u>Part No.</u>	<u>Page</u>
098-5757,	68	134-4647-S1,	46	149-2120,	23	153-0692-02,	14
098-5759,	68	134-4648,	46	149-2137,	15	153-0693,	14
098-5797,	68	134-4649,	46	149-2140,	23	154-2746,	32
098-5820,	68	140-2105,	46	149-2300,	23	155-1239,	33
098-5926,	68	140-2137,	46	149-2327,	23	155-1256,	31, 32, 33
098-5976-03,	68	140-2144,	46	149-2331-03,	27	155-2174,	33
098-5976-04,	68	140-2978,	16, 19, 21	149-2524-01,	25	155-2233-02,	29
098-5976-06,	68	140-2979,	16, 19, 21	149-2588,	23	155-2301-02,	29
098-6074-02,	68	140-2980,	16, 19, 21	149-2615,	23	155-2322,	33
098-6308,	68	140-2981,	16, 19, 21	149-2633,	15, 16	155-2323,	33
098-6313,	68	140-3499-02,	21	149-2636,	15	155-2324,	33
098-6388-02,	68	145-0589,	16, 19, 21	150-2286,	11	155-2325,	33
098-6448,	68	146-0540,	16, 17	150-2302,	8	155-2425,	33
098-6476,	68	146-0545,	19	150-2305,	8	155-2449,	28
098-6569-01,	68	146-0569,	16	150-2394,	11	155-2665,	33
098-6569-02,	68	146-0570,	19	150-2395,	11	155-2771,	33
098-6569-03,	68	146-0573,	19	150-2396,	11	155-2772,	33
098-6569-04,	68	146-0574,	19	150-2448,	11	155-2953,	29, 30, 31, 32
098-6569-05,	68	146-0575,	19	150-2449-02,	11	155-3312,	31
098-6569-06,	68	146-0576,	19	150-2450-02,	11	155-3313,	31
098-6569-07,	68	146-0667,	19	150-2514,	11	155-3314,	31
098-7494-01,	68	146-0705,	16	151-0700,	11	155-3315,	31
098-7628,	68	146-0721,	19	153-0554,	12	155-3342-02,	31
098-7639,	68	146-0753,	19	153-0595,	12	155-3435-01,	30
098-7921,	68	146-0760,	19	153-0596,	12	155-3435-02,	30
098-7927,	68	146-0770,	19	153-0598,	12	155-3436-01,	29, 30
098-7939-02,	68	146-0801,	19	153-0599,	12	155-3436-02,	29, 30
098-7997-01,	68	146-0802,	16	153-0600,	12	155-3539,	32
098-7997-02,	68	146-0830,	21	153-0602,	12	155-3541,	39
098-7997-03,	68	146-0840,	19, 21	153-0604,	12	155-3557-02,	32
098-7997-04,	68	146-0841,	21	153-0605-02,	12	155-3562,	32
098-8052,	68	148-0932-02,	19	153-0609,	12	160-1358-S0,	45
100-3389,	6	148-0963,	19	153-0610,	12	166-0779,	54
102-1367,	10	148-1012,	19	153-0611,	12	166-0784-S0,	34, 35, 54
123-2044,	9	148-1124-02,	19	153-0640,	13, 14	166-0816-S0,	51
123-2129,	9, 21	148-1125,	19	153-0645,	13	167-0263-02,	9
134-4531,	51	148-1260,	21	153-0647-02,	13	167-0265,	34, 35, 54
134-4635,	46	148-1261-02,	21	153-0651-02,	13, 14	167-0267,	34, 35, 54
134-4636-01,	9	148-1267-02,	21	153-0659,	13, 14	167-1636,	23, 25
134-4637,	45	148-1284,	21	153-0691-02,	14	185-2366,	11

Numerical Index

<u>Part No.</u>	<u>Page</u>	<u>Part No.</u>	<u>Page</u>	<u>Part No.</u>	<u>Page</u>	<u>Part No.</u>	<u>Page</u>
185-2731, 8		185-5099, 6		185-5150, 11		185-5203, 6	
185-2914, 8		185-5100, 8		185-5151, 11		185-5204, 6	
185-3077, 10		185-5101, 8		185-5152, 11		185-5205, 6	
185-3078, 10		185-5102, 8		185-5156, 9		185-5313, 6	
185-3085, 7		185-5103, 8		185-5157, 9		185-5314, 17	
185-3088, 7		185-5104, 8		185-5158, 9		185-6373, 8	
185-3175, 6		185-5105, 8		185-5159, 9		185-6374, 8	
185-3245, 17		185-5106, 8		185-5160, 9		185-6375, 8	
185-3365, 7		185-5107, 8		185-5163, 17		185-6677, 11	
185-3366, 7		185-5108, 8		185-5164, 17		185-6955, 11	
185-3367, 7		185-5109, 7		185-5165, 17		185-6957, 11	
185-3368, 7		185-5110, 7		185-5166, 17		185-7090, 11	
185-3369, 7		185-5111, 7		185-5167, 17		185-7091, 7	
185-3370, 7		185-5112, 7		185-5168, 17		185-7221, 11	
185-3371, 7		185-5113, 7		185-5169, 17		191-1798, 45, 47	
185-3389, 8		185-5114, 7		185-5170, 17		191-1821, 47	
185-3392, 8		185-5115, 7		185-5172, 17		191-1825-02, 45	
185-3393, 8		185-5116, 7		185-5173, 17		191-1863, 47	
185-3394, 8		185-5117, 7		185-5174, 17		191-1864, 47	
185-3395, 8		185-5118, 7		185-5175, 17		191-1865, 47	
185-3396, 8		185-5119, 10		185-5176, 17		191-1866, 47	
185-3397, 8		185-5120, 10		185-5177, 17		191-1868, 47	
185-3398, 8		185-5121, 10		185-5178, 17		191-1869, 47	
185-3399, 8		185-5122, 10		185-5179, 17		191-1870, 47	
185-3416, 7		185-5123, 10		185-5180, 17		191-2155, 47	
150-2275, 8		185-5124, 10		185-5181, 17		191-2156, 47, 49	
185-3674, 8		185-5125, 10		185-5182, 17		191-2157, 47	
185-3675, 8		185-5126, 10		185-5183, 17		191-2312, 45	
185-3730, 6, 9		185-5127, 16, 19		185-5184, 17		191-2313, 49	
185-3761, 7		185-5128, 16		185-5185, 17		191-2316, 49	
185-4498, 11		185-5129, 16, 19, 21		185-5186, 17		191-2317, 49	
185-4499, 11		185-5134, 16, 19		185-5193, 6		191-2320, 49	
185-4547, 7		185-5135, 16, 21		185-5194, 6		191-2321, 49	
185-4551, 8		185-5136, 16		185-5195, 6		191-2351, 45, 49	
185-4558, 17		185-5137, 16, 21		185-5196, 6		201-3606-01, 51	
185-4563, 17		185-5138, 16, 21		185-5198, 6		201-3606-02, 51	
185-5095, 6		185-5139, 16		185-5199, 6		201-3606-03, 51	
185-5096, 6		185-5145, 11		185-5200, 6		204-0139, 51	
185-5097, 6		185-5148, 11		185-5201, 6		205-0172, 51	
185-5098, 29, 30, 31, 32		185-5149, 11		185-5202, 6		205-0174, 51	

Numerical Index

<u>Part No.</u>	<u>Page</u>	<u>Part No.</u>	<u>Page</u>	<u>Part No.</u>	<u>Page</u>	<u>Part No.</u>	<u>Page</u>
205-0206,	51	304-0805-04,	61	321-0312-S1,	61, 62, 64	332-2634,	6, 29
211-0408,	45	304-0805-05,	62	321-0325,	63	332-2659,	65
211-0450,	45	304-0821,	61	323-0400,	59	332-2897,	23, 25, 27
211-0486,	45	305-0718,	61	323-0440,	59	332-2900,	23
211-0527,	45	305-0767-02,	34	323-0488,	59	332-3582,	67
212-1276-03,	45	305-0830-02,	34	323-0500,	59	337-0049,	29, 37, 38, 39
212-1285,	45	305-0852,	34	323-1199,	56, 57, 58, 59, 65, 67	338-1082,	59
214-0103,	45	305-0897,	27, 34, 35	323-1200,	67	338-2046,	59
220-4125-03,	51	305-0979,	67	323-1304,	56, 57, 58, 59, 67	338-2137,	59
220-4125-04,	51	307-1575,	60	323-1314,	60, 61, 62, 63, 64	338-2208,	60
220-4125-06,	51	307-1886,	52, 60	323-1315,	65	338-2209,	60
220-4125-07,	51	307-2562,	52	323-1342,	60, 61, 67	338-2210,	60
220-4125-08,	51	307-2570,	27	323-1443,	60	338-2260-01,	59
220-4125-S1,	51	307-2586,	23, 25	323-1491,	63, 64	338-2260-02,	59
220-4144-02,	51	307-2594,	52	323-1507,	23, 25	338-2428,	65
220-4595-01,	51	307-2655-02,	51	323-1542,	61, 62, 63, 64	338-2440,	60
220-4595-02,	51	307-2659,	51	323-1544,	61, 62, 63	338-2441-01,	60
232-3278,	45	307-2961,	25	323-1544,	64	338-2441-02,	60
232-3311,	51	308-0341,	55	323-1547,	61, 62, 63, 64	338-2591,	60
232-3312,	51	308-0768,	52	323-1549,	61, 62, 63, 64	338-2613,	60
232-3720,	13, 14	308-0949,	54	323-1707,	67	338-2614,	60
232-4008,	45	308-0995,	52, 53, 54	323-1708,	62, 63, 67	338-2615-02,	60
300-4329,	23, 25, 27, 52	308-0996,	52, 53, 54	323-1709,	63, 64, 67	338-2617,	60
300-4936,	56	308-1059,	6	323-1712,	62, 63, 64, 67	338-2618,	60
300-4937,	57	308-1062,	56, 57, 58	323-1741,	62, 63, 64, 67	338-2731,	60
300-4938,	58	319-1347-02,	52, 53	323-1743,	62, 63, 64, 67	338-2739,	61
300-4946,	67	319-1675-02,	52, 53	323-1744,	67	338-2740,	61, 62
300-5299,	52, 53, 54	319-2339-01,	56	331-0007,	54	338-2741,	61
301-3566,	55	319-2340-03,	57	331-0521,	23, 25	338-2742,	52, 53, 54
301-3606,	55	319-3132-02,	58	331-0533,	54	338-2743,	52, 53, 54
301-9860-02,	52	320-1318,	52	331-0563,	54	338-2762,	61
302-0885,	55	320-1319,	52	331-0564,	54	338-2763,	61
302-0888,	55	320-1320,	52	331-0565,	54	338-2771,	61
302-1641,	58	320-1322,	52, 53, 54	332-0942,	59	338-2772,	61
302-2002,	54, 57	320-1663-01,	52	332-1356,	19	338-2773,	61, 62
302-2031,	52, 53, 54	320-1663-02,	52, 53	332-1420,	23, 25	338-3263,	61
304-0796,	45	320-1713-01,	52, 53	332-1571,	52	338-3466,	57
304-0797,	45	321-0298,	52	332-2571,	64	338-3489-01,	67
304-0805-01,	60	321-0305,	52			338-3489-02,	67
304-0805-02,	60, 61	321-0307-03,	61, 62, 63			338-3507,	58

Numerical Index

<u>Part No.</u>	<u>Page</u>	<u>Part No.</u>	<u>Page</u>	<u>Part No.</u>	<u>Page</u>	<u>Part No.</u>	<u>Page</u>
338-3510,	56	405-3816,	38	502-0397,	28	509-0297,	46
338-3513,	67	405-4321-02,	23	502-0398,	28	509-0420,	51
338-3514,	67	405-4323-02,	34	502-1133,	25	510-0099,	51
338-3528,	62	405-4326,	40	502-1140,	25	515-0289,	51
338-3549,	62	405-4328,	40	502-1162,	25	517-0135,	52
338-3550,	62	405-4417-02,	23	502-1300,	19	517-0254,	34, 35
338-3572,	67	405-4423-02,	34	503-0446,	21	517-0305,	13, 14
338-3574,	62	405-5812,	23, 25	503-0731,	15, 19, 21, 28	518-0129,	12
338-3607,	62	405-5827-02,	23	503-1133,	19, 25	518-0371,	12
338-3628,	64	405-5828-02,	25	503-1199,	19, 28	518-0450,	12
338-3672,	62	405-6444-02,	36	503-1338,	12	518-0452,	68
338-3842,	63	405-6446-02,	26	503-1418,	15, 21	518-0532,	12
338-3843,	63	405-6447-02,	36	503-1445-06,	9, 21	518-0533,	9
338-3844,	54	405-6448-01,	26	503-1777,	15	518-0576,	11
338-3846,	63	405-6448-02,	26	503-1824,	15	518-0728,	34, 35
338-3850,	65	405-6450,	26	503-1851,	19	520-1018-02,	27
338-4070,	64	405-6451,	26	503-2004,	19, 25	520-2037,	51
338-4320,	62, 64	405-6454,	26	503-2008,	19	520-2210,	36, 38, 39
338-4381,	64	405-6481-02,	26	503-2143-02,	25	525-0305,	68
356-0070,	23, 25, 27, 52	405-6485,	36	503-2143-05,	19	526-0003,	11, 13, 14, 45, 52
356-0138-02,	52	405-6486,	26	503-2143-08,	21	526-0008,	12
357-0030,	60	405-6487,	26	503-2146,	15	526-0029,	32
359-0034,	55	405-6489,	36	503-2300,	15	526-0049,	58
370-0116-02,	31	405-6490-01,	26	503-2309,	25	526-0077,	43
388-3628,	62	405-6490-02,	26	504-0169,	28	526-0115,	27
402-0547,	36, 38, 39, 51	405-6490-03,	26	505-0007,	28	526-0174,	43
402-0601-01,	36, 38, 39	405-6494,	36	505-2119,	45	526-0392,	51
402-0601-02,	36, 38, 39	405-6507,	36	508-0008,	36	526-0409,	58
403-2679-02,	43	405-6509,	26	508-0068,	31	526-0432,	37
403-2680-02,	43	405-6510,	36	508-0095,	63	526-2077,	8
403-2689,	43	405-6938-02,	35	508-0179,	23, 25	526-2078,	8
403-4417-02,	6	405-6956,	41	508-0258,	36	526-2100,	31
403-4668-02,	43	405-6973-03,	25	508-0289,	23	541-0558,	15
405-3784,	40, 41	405-6973-04,	23	508-0293,	23, 25	541-0618,	32
405-3785,	23	405-6982,	39	508-0332,	27	541-0661,	43
405-3789,	40	406-0612,	40, 41	508-1047,	43	541-0808,	19
405-3790-S0,	40, 41	415-0511,	28	508-1116,	36	718-1036,	31
405-3794,	34	502-0002,	23	508-1122,	25, 36	740-1004,	16, 19, 21, 38, 51
405-3796,	38	502-0313,	23, 27	508-1168,	23	740-1006,	45
405-3797,	34	502-0395,	28	508-1174,	23		

Numerical Index

<u>Part No.</u>	<u>Page</u>	<u>Part No.</u>	<u>Page</u>	<u>Part No.</u>	<u>Page</u>	<u>Part No.</u>	<u>Page</u>
750-1004,	38	823-1002-01,	34, 35, 52, 53				
750-1006,	31, 45	850-0020,	13, 14				
800-0048,	43	850-0030,	21, 58				
800-0050,	43	850-0040,	39, 45				
800-2034,	31	850-0045,	23, 25, 27				
808-0008,	13, 14	853-0013,	45				
812-0066,	23, 25, 27, 52	853-0016,	27				
812-0079,	52	856-0002,	34, 35				
812-0087,	11	856-0006,	23, 27, 34, 35, 38, 39				
813-0103,	21	856-0008,	29, 37, 38, 39				
815-0261,	11, 19, 21	860-0006,	23, 25, 27, 52, 55				
815-0380,	55	860-2005,	13, 14, 27, 34, 35				
815-0385,	55	862-0001,	39, 45				
815-0508,	6, 30, 32, 38, 39	864-0002,	27				
815-0549,	52, 53, 54	868-0002,	23, 25, 27				
815-0660,	45	870-0212,	32, 38, 39, 51				
815-0669,	51	870-0235,	52				
815-0675,	40	870-0236,	45				
815-0685,	40, 41	870-0281,	43				
815-0709-01,	6, 29, 37	870-0487,	52, 53, 54				
815-0781,	45	870-0488,	52, 53				
815-0888,	45	870-2054,	23, 25, 29, 30, 31, 32, 34, 35, 36, 38, 39				
815-0910,	56, 57, 58	870-2055,	29				
821-0004,	19	870-2156,	36, 38, 39				
821-0010,	21, 27	871-0010,	58				
821-0016,	32	880-0528,	19				
821-2033,	38, 39	880-0538,	31				
821-2045,	29	880-0539,	31				
821-6002-02,	26, 36	895-0305-01,	40				
823-0001-01,	23, 25, 52	895-0305-02,	40				
823-0002-04,	12, 27, 54	895-0305-04,	34, 35				
823-0002-06,	35	898-1196-25,	15				
823-0002-09,	45, 46	898-1196-26,	15				
823-0003-03,	45, 51	898-1196-27,	15				
823-0003-04,	21, 51						
823-0003-05,	12, 19, 27						
823-0003-06,	9						
823-0006-01,	12						
823-1001-04,	34						



Cummins Power Generation
1400 73rd Avenue N.E.
Minneapolis, MN 55432
763-574-5000
Fax: 763-574-8087

Cummins and Onan are registered trademarks of Cummins Inc.